

# FALCON 2548 VERTICAL LIFT

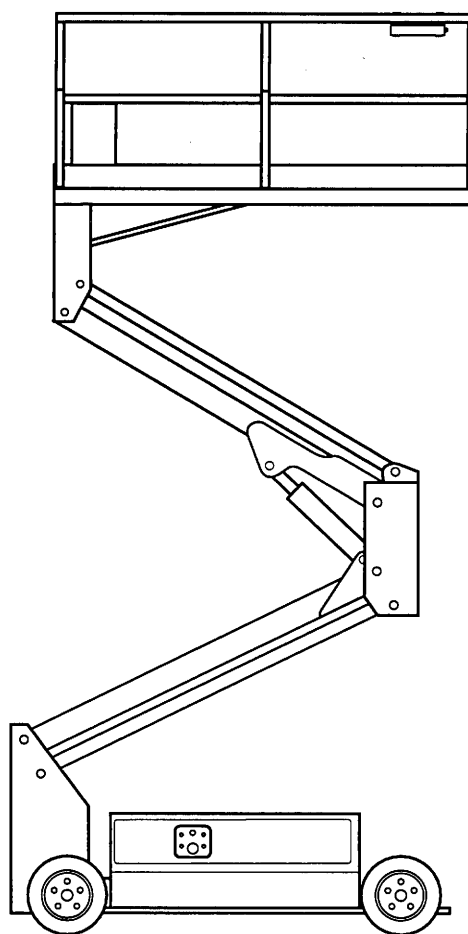
S/N EGA (or EGB) 00101 and up

 **TEREX AERIALS**  
Milwaukee, Wisconsin

## ILLUSTRATED PARTS CATALOG

FOR MACHINE  
SERIAL NUMBER

\_\_\_\_\_



Art #A00.00727 E

Part No. 89-755015 • Rev. "0.5", dated June 1996 •

# TABLE OF CONTENTS

## INTRODUCTION

## PRIMARY MACHINE COMPONENT GROUPS

### SECTION 1: UNDERCARRIAGE

01.57: UNDERCARRIAGE ASSEMBLY (EARLIER VERSION)

01.72: UNDERCARRIAGE ASSEMBLY (LATER VERSION)

### SECTION 2: SUPERSTRUCTURE

02.54: GROUND HYDRAULIC ASSEMBLY (EARLIER VERSION)

### SECTION 3: BOOM

03.55: BOOM ASSEMBLY

### SECTION 4: PLATFORM

04.60: PLATFORM ASSEMBLY

### SECTION 7: GROUND CONTROL BOX

07.55: GROUND CONTROL PANEL (EARLIER VERSION)

07.68: GROUND CONTROL PANEL (LATER VERSION)

### SECTION 9: PLATFORM CONTROL CONSOLE

09.57: PLATFORM CONTROL CONSOLE (TYPE 1)

09.60: PLATFORM CONTROL CONSOLE (TYPE 2)

09.66: PLATFORM CONTROL CONSOLE (OPTION, WITH DRIVE LEVER)

09.69: PLATFORM CONTROL CONSOLE (OPTION, WITH DRIVE LEVER)

### SECTION 11: CYLINDERS

11.52: STEER CYLINDER

11.63: BRAKE CYLINDER

11.64: LIFT CYLINDER

11.88: CUSHION CYLINDER ASSEMBLY

## **TABLE OF CONTENTS (CONTINUED)**

### **SECTION 12: PUMP**

**12.51:** PUMP AND MOTOR ASSEMBLY

### **SECTION 23: MANIFOLD**

**23.52:** VALVE MANIFOLD ASSEMBLY

### **SECTION 24: HYDRAULIC TANK**

**24.58:** HYDRAULIC TANK ASSEMBLY

### **SECTION 27: VALVES**

**27.54:** DIRECTIONAL SOLENOID VALVE ASSEMBLY

### **SECTION 99: DECALS**

**99.61:** DECALS

## INTRODUCTION

This Illustrated Parts Catalog is designed to help you identify and order the correct replacement parts for use on SIMON FALCON 2548 VERTICAL LIFT PLATFORMS with LINK BOOM . . . SERIAL NUMBER EGA (or EGB) 00101 AND ABOVE. All parts represented here are manufactured and supplied in accordance with Simon Aerials quality standards. We recommend that you use GENUINE SIMON AERIALS PARTS to insure proper OPERATION and reliable PERFORMANCE.

Prices for all parts listed in this Catalog can be found in a separate Spare Parts Price List. Please contact Simon Aerials Parts Department for the latest edition of the Spare Parts Price List.

## HOW TO USE THIS CATALOG

The Cover Page indicates the specific model or models covered by this Parts Catalog.

The "Table of Contents" pages list the specific sections, pages and page titles that are relevant to this model, and contained in this Catalog. Only those pages that refer specifically to the FALCON 2548 are included in this Catalog.

The "Primary Machine Component Groups" page illustrates the three major assemblies, along with their "Section" number.

The Parts Catalog is divided into "Sections", numbered from 1 through 99. Each section contains the individual parts that make up a major component, assembly or item. The first four sections (1 through 4) contain the major assemblies, or "Primary Machine Component Groups". Sections that follow contain sub-assemblies or components of these "major" assemblies.

If a part number is followed by a plate number in the "SEE SECTION" column, refer to the plate indicated for a further breakdown of components for that part number. Items with indented descriptions are components of the non-indented item directly above.

When selecting parts for a specific machine, be sure to verify the machine model number, and serial number or date code (found on the data plate). When ordering parts, always give:

1. Model and Serial Number
2. Item Part Number and Description
3. Order Quantity

If a part number is not listed for a selected item, please provide this additional information:

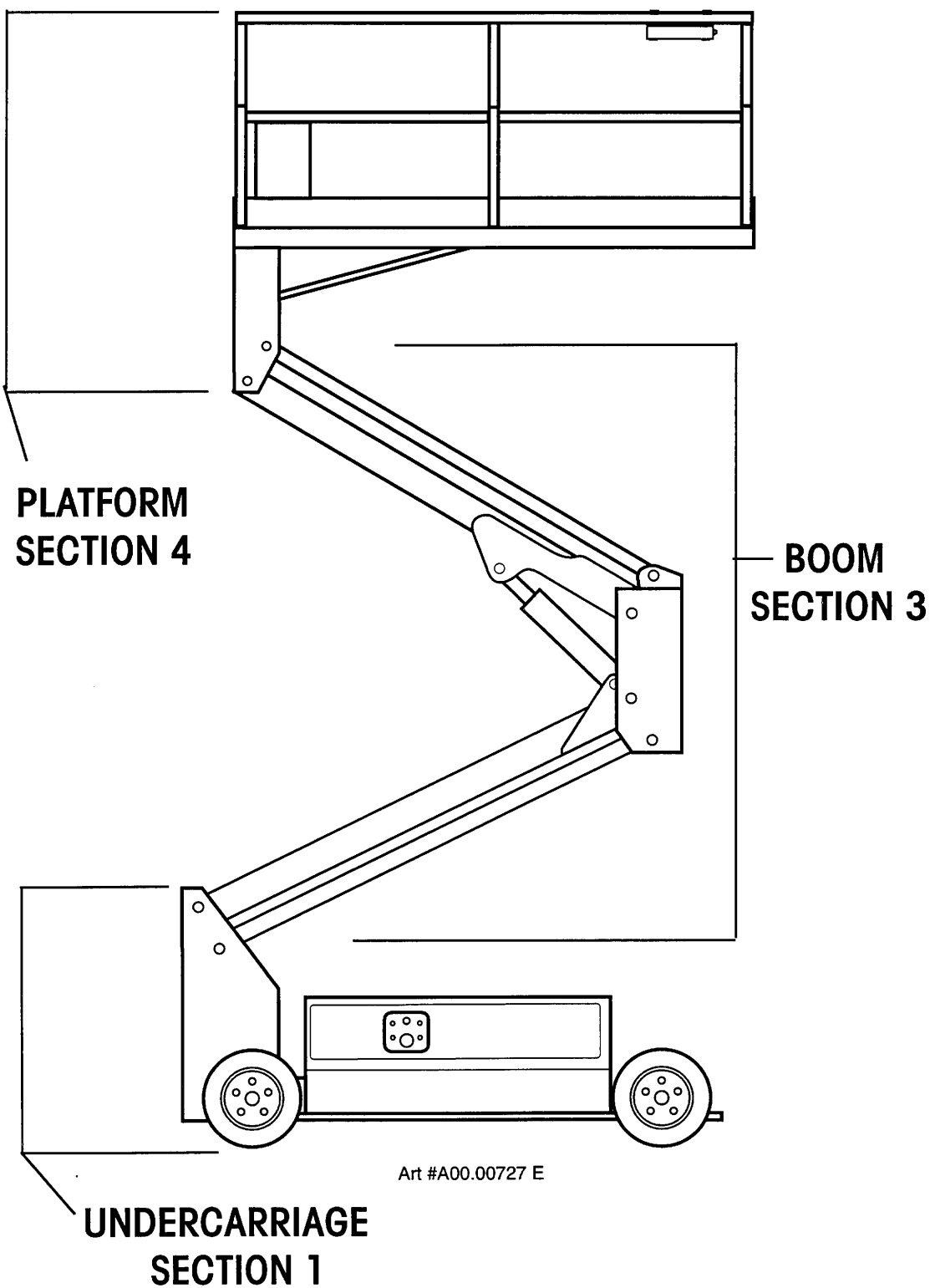
4. Parts Plate number, Item Number and Description of the desired item, OR
5. Part Number of the next assembly (Parent Part), if the desired item is not listed.

Some assembled items, such as hydraulic cylinders, may have been supplied by more than one source. While the assemblies may be able to be used interchangeably, FOR SAFETY'S SAKE, do not mix components or repair kits. Please confirm the make of the assembly on the unit before ordering or installing replacement parts.

Left and right-hand, front and rear should be determined as though you are standing on the Platform, with the steering wheels to the front. All dimensions are in inches unless otherwise specified.

SIMON AERIALS INC. reserves the right to change, improve, modify or expand features of its equipment. Therefore, specifications, models or equipment are subject to change without notice, and without incurring obligation to change, improve, modify or expand features of previously delivered units.

All SIMON AERIALS INC. manuals are periodically updated to reflect changes that occur in the equipment. Please contact Simon Aerials Technical Support Department with any questions you may have regarding your particular machine, or the availability of more recent manuals.



Simon Aerials Inc.  
10600 West Brown Deer Road  
Milwaukee Wisconsin 53224 USA  
Parts Phone 1-800-47-SIMON  
24 Hr (Machine) 414-362-8280  
Fax 414-355-3172

TITLE

## PRIMARY MACHINE COMPONENT GROUPS

PART  
NO.

REV.

DATED

JUN., 1996

SECTION

PLATE NO.

PAGE

# PARTS LIST

ITEM	PART NO	SEE SECTION	DESCRIPTION	QTY.
	353 3190		UNDERCARRIAGE ASSEMBLY (Earlier version. Side covers are attached with draw latches.) Except Europe	1
	No part #		European standards	
1	231 6210		UNDERCARRIAGE WELDMENT	1
2	217 0310		PLATE, KEEPER	2
3	353 3440		SPINDLE ASSEMBLY (right)	1
	353 3450		SPINDLE ASSEMBLY (left)	1
4	217 4410		SPINDLE WELDMENT (right)	1
	217 4370		SPINDLE WELDMENT (left)	1
5	08-060400		BEARING, THRUST (Oilite, 1.0" I.D., 1.25" O.D., 1.0" long)	2
6	08-050000		FITTING, GREASE (1/8" NPT, straight)	1
7	08-066300		CAP, GREASE FITTING (white plastic)	1
8	02-019800		HUB ASSEMBLY, FRONT	1
9			HUB, FRONT	1
10			CUP, FRONT BEARING (inner)	1
11			CUP, FRONT BEARING (outer)	1
12	02-019805		STUD, FRONT WHEEL MOUNTING	5
13	02-019802		SEAL	1
14	02-019804		CONE AND ROLLER, FRONT BEARING (inner)	1
15	02-019803		CONE AND ROLLER, FRONT BEARING (outer)	1
16	02-019801		CAP, FRONT HUB	1
17	216 9150		WASHER, FLAT	1
18	07-050018		NUT, CASTLE	1
19	07-070507		PIN, COTTER	1
20	232 1930		PIN, SPINDLE (1.0" x 8.94") (replaces 216 1030)	2
21	08-060500		BEARING, THRUST (Oilite, 1" I.D., 2" O.D.)	2
22	07-060024		WASHER, FLAT (1" SAE)	A.R.
23	08-040600		RING, RETAINING (1")	4
24	216 1040		PIN, LOCK ("L" type, earlier version)	2
25	231 4170		PIN, LOCK ("Eye" type, later version)	2
26	07-003045		CAP SCREW, HEX HEAD (3/8"-16 x 1") (for "Eye" type pin)	2
27	07-065016		WASHER, HELICAL LOCK (3/8") (for "Eye" type pin)	2
28	217 4420		ROD, TIE	1
29	215 8980		BUSHING, TIE ROD (1/2" I.D., 3/4" O.D., 1/2" long)	2
30	07-003089		CAP SCREW, HEX HEAD (1/2"-13 x 2", Grade 5)	2
31	07-062018		WASHER, FLAT (1/2")	2
32	07-058400		NUT, LOCK (1/2"-13, Grade 8)	2

TITLE

UNDERCARRIAGE ASSEMBLY, FALCON 2548 (WITH LINK BOOM)

SECTION

01.

PLATE NO.

57

PAGE

01

REV.

A

DATED

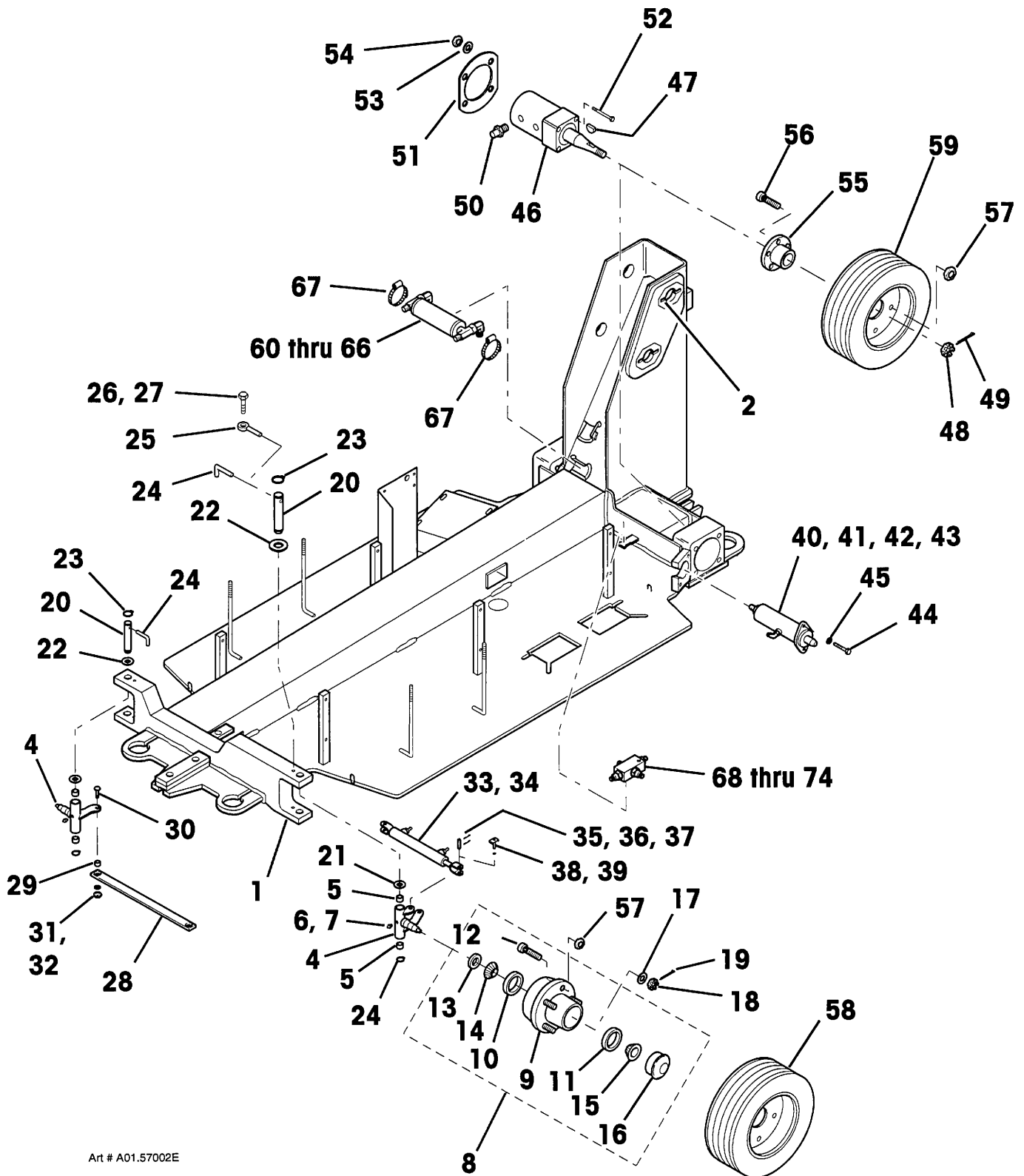
10 MAY, 1996

PART

NO.



Simon Aerials Inc.  
10600 West Brown Deer Road  
Milwaukee Wisconsin 53224 USA  
Parts Phone 1-800-47-SIMON  
24 Hr (Machine) 414-362-8280  
Fax 414-355-3172



Art # A01.57002E



Simon Aerials Inc.  
10600 West Brown Deer Road  
Milwaukee Wisconsin 53224 USA  
Parts Phone 1-800-47-SIMON  
24 Hr (Machine) 414-362-8280  
Fax 414-355-3172

TITLE

UNDERCARRIAGE ASSEMBLY, FALCON 2548 (WITH LINK BOOM)

PART  
NO.

REV. A

DATED  
10 MAY, 1996

SECTION

01.

PLATE NO.

57

PAGE

01

## PARTS LIST

ITEM	PART NO	SEE SECTION	DESCRIPTION	QTY.
33	04-034300	11.52	CYLINDER, STEER	1
34	06-000600		CONNECTOR, MALE 37° TO NPT (4-6 FTX-S)	2
35	230 8990		PIN, STEER CYLINDER (Straight type, earlier version)	2
36	07-070506		PIN, COTTER (1/8" x 1-1/4") (for straight pin)	3
37	07-098000		PIN, COTTER (hairpin) (1/8" x 1-1/4") (for lower left side)	1
38	231 4140		PIN, STEER CYLINDER (Self aligning type, later version)	2
39	08-045300	11.63	RING, RETAINING (1/2") (for self aligning pin)	4
40	See plate . .		CYLINDER, BRAKE (one used for domestic, two for Europe)	A.R.
41	06-000400		CONNECTOR, MALE 37° TO NPT (4-4 FTX-S)	1
42	06-003500		90° ELBOW, MALE 37° TO NPT (4-4 CTX-S)	1
43	06-079800		PLUG, HEX SOCKET NPT (1/4 HHP-S)	1
44	07-003045		CAP SCREW, HEX HEAD (3/8"-16 x 1", Grade 5)	2
45	07-060016	26.52	WASHER, FLAT (3/8" SAE)	2
46	01-205400		MOTOR, DRIVE (tag reads "RE 322 03100")	2
47			KEY, WOODRUFF (5/16")	1
48			NUT, CASTLE	1
49	07-070507		PIN, COTTER (1/8" x 1-3/4")	1
50	06-040000		ADAPTER, "O"-RING TO 37° (6-10 F50X)	4
51	219 2180		WASHER, WHEEL MOTOR (6-7/8" [175 mm] O.D.) (used when motor is held by 5" long screws <b>and</b> nuts)	2
52			CAP SCREW, HEX HEAD	
	07-003091		1/2"-13 x 2-1/2", Grade 5 (when motor housing is tapped)	8
	07-003101		1/2"-13 x 5", Grade 5 (when nut and washer are used)	8
53	216 9150		WASHER, FLAT (clipped) (used with 5" long screw)	8
54	07-050018		NUT, HEX LOCK (1/2"-13, Grade 5) (used with 5" long screw)	8
55	218 2350		HUB, REAR WHEEL	2
56	07-091300		STUD, REAR WHEEL MOUNTING	10
57	07-090134		NUT, LUG (1/2"-20)	20
58			WHEEL AND TIRE ASSEMBLY (for 3 wheels without brake)	
	02-032000		Black ribbed solid tire (5.0" x 8-3.75")	3
	02-036100		White non-marking solid tire (5.0" x 8-3.75")	3
59			WHEEL AND TIRE ASSEMBLY (for left rear, with brake)	
	230 8650		Black ribbed solid tire (5.0" x 8-3.75")	1
	231 0110		White non-marking solid tire (5.0" x 8-3.75")	1

TITLE

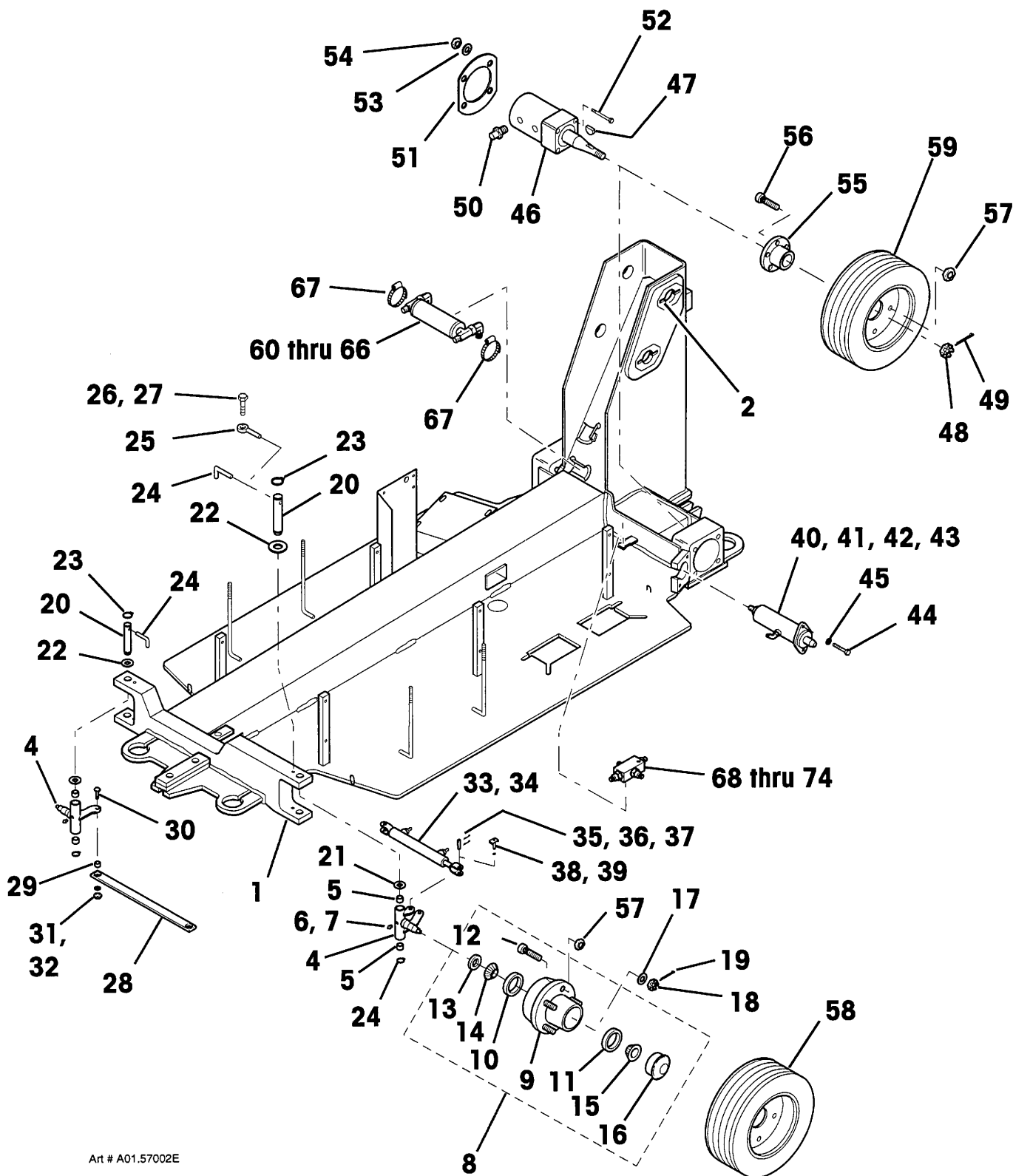
**UNDERCARRIAGE ASSEMBLY, FALCON 2548 (WITH LINK BOOM)**

SECTION **01.** | PLATE NO. **57** | PAGE **02** | REV. **A** | DATED **10 MAY, 1996** | PART NO.



Simon Aerials Inc.  
10600 West Brown Deer Road  
Milwaukee Wisconsin 53224 USA  
Parts Phone 1-800-47-SIMON  
24 Hr (Machine) 414-362-8280  
Fax 414-355-3172





Art # A01.57002E



Simon Aerials Inc.  
10600 West Brown Deer Road  
Milwaukee Wisconsin 53224 USA  
Parts Phone 1-800-47-SIMON  
24 Hr (Machine) 414-362-8280  
Fax 414-355-3172

TITLE

UNDERCARRIAGE ASSEMBLY, FALCON 2548 (WITH LINK BOOM)

PART  
NO.

REV. A

DATED  
10 MAY, 1996

SECTION

01.

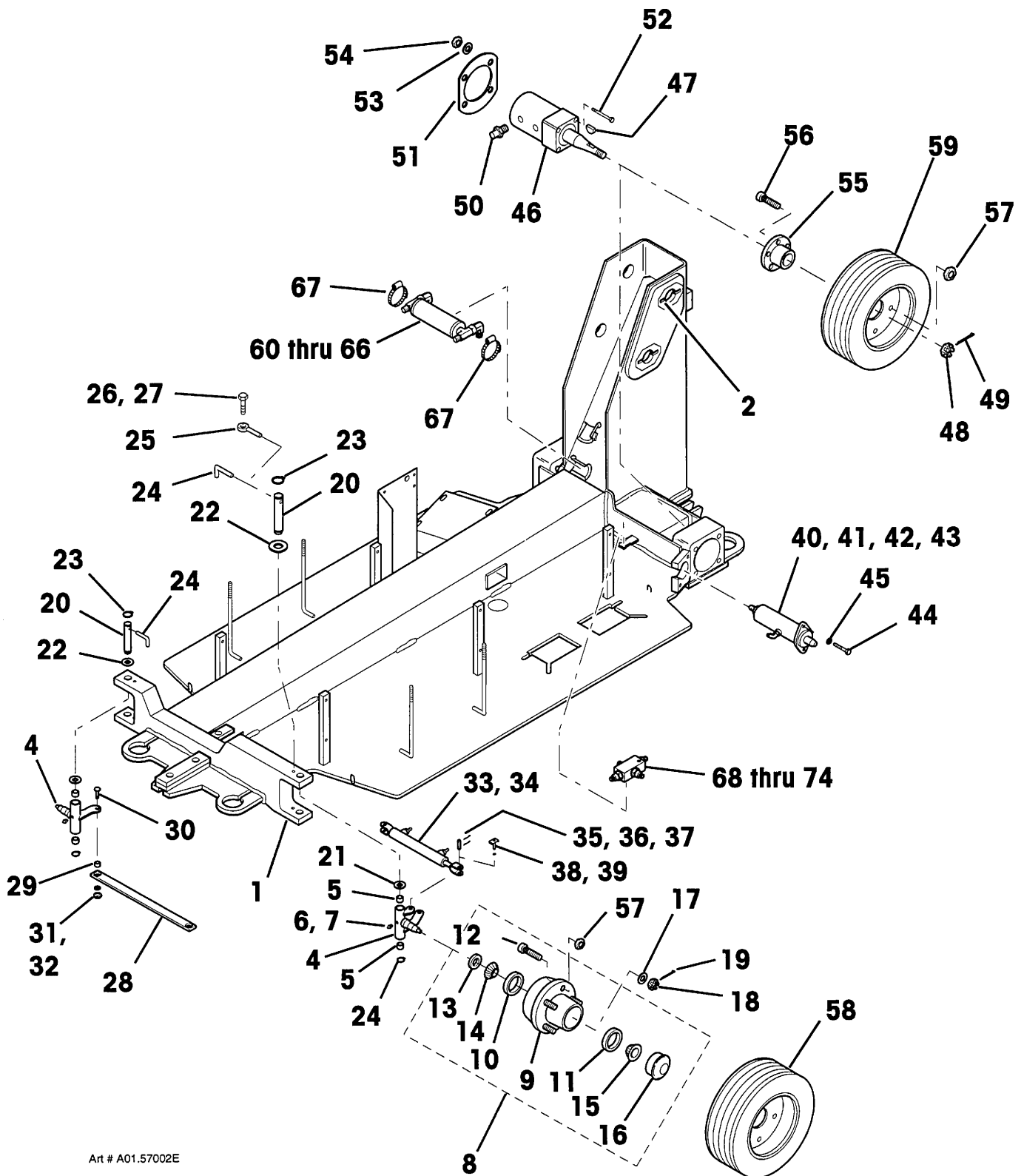
PLATE NO.

57

PAGE

02

[illegible]



Art # A01.57002E



Simon Aerials Inc.  
10600 West Brown Deer Road  
Milwaukee Wisconsin 53224 USA  
Parts Phone 1-800-47-SIMON  
24 Hr (Machine) 414-362-8280  
Fax 414-355-3172

TITLE

UNDERCARRIAGE ASSEMBLY, FALCON 2548 (WITH LINK BOOM)

PART  
NO.

REV. A

DATED  
10 MAY, 1996

SECTION

01.

PLATE NO.

57

PAGE


03

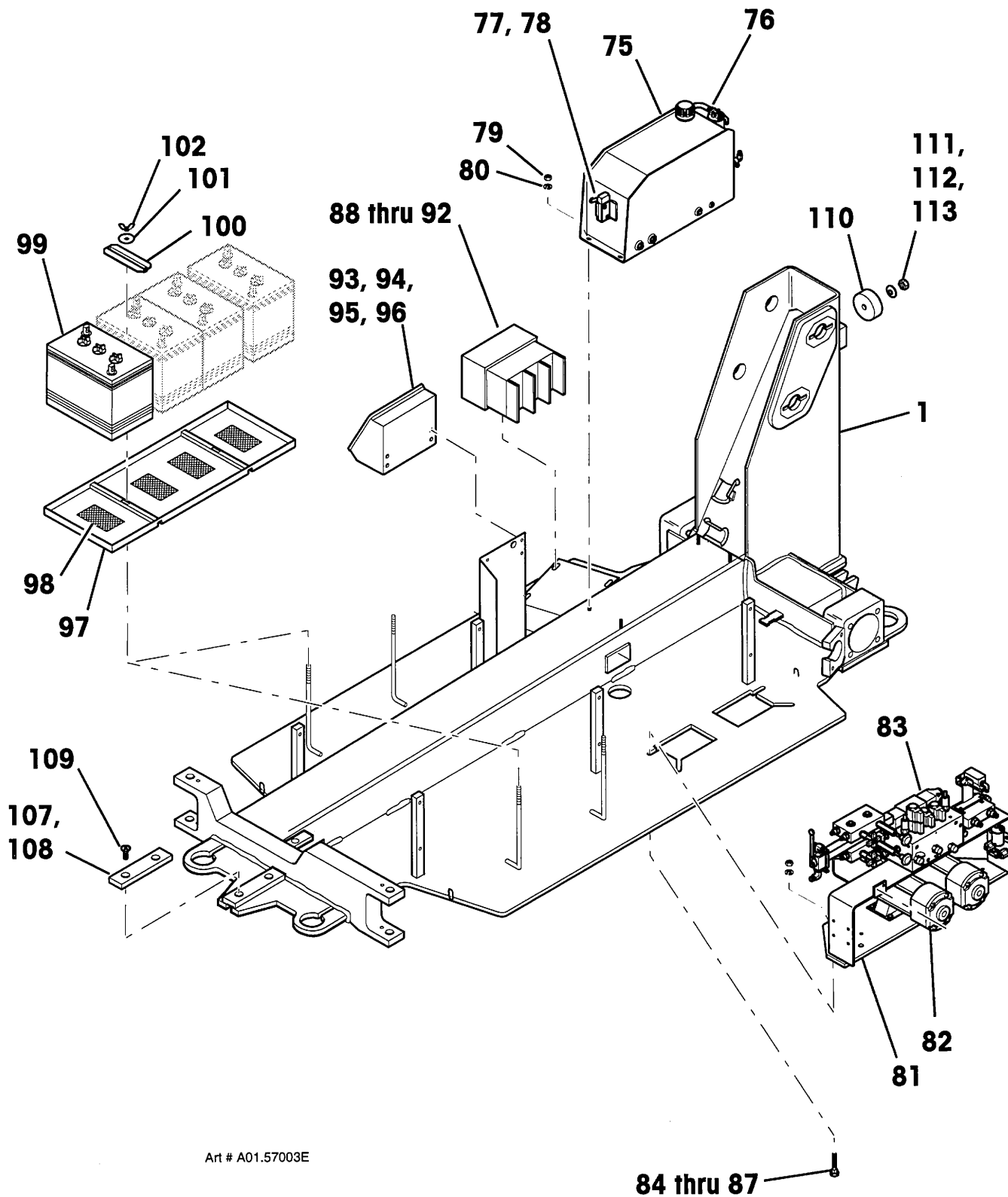
## PARTS LIST

ITEM	PART NO	SEE SECTION	DESCRIPTION	QTY.
75	See plate . .	24.58	TANK ASSEMBLY, HYDRAULIC	1
76	01-081501		ELEMENT, RETURN FILTER (10 Micron)	1
77	03-493700		SWITCH, LIMIT (Side rotary)	1
78	03-494300		ARM, LIMIT SWITCH (Fixed roller)	1
79	07-050014		NUT, HEX STOP (1/4"-20, Grade 5)	4
80	07-062014		WASHER, FLAT (1/4")	4
81	See plate . .	02.53	GROUND HYDRAULIC ASSEMBLY	1
82	01-221000	12.51	MOTOR AND PUMP ASSEMBLY	2
83	01-208300	23.52	MANIFOLD, VALVE	1
84	07-098100		BOLT, CARRIAGE (1/2"-13 x 2-1/4", Grade 5)	4
85	07-062018		WASHER, FLAT (1/2")	4
86	07-065018		WASHER, HELICAL LOCK (1/2")	4
87	07-040018		NUT, HEX (1/2"-13, Grade 5)	4
88			CHARGER, BATTERY (40 Amp, 24 Volt DC output)	1
88	03-478300		Except Europe (110 Volt AC, 60 hz input)	
	03-480800		For Europe (230 Volt AC, 50 hz input)	
89	03-471300		PLUG, "SAFETY-GRIP" (15 Amp, 125 Volt)	1
90	07-003001		CAP SCREW, HEX HEAD (1/4"-20 x 1/2", Grade 5)	4
91	07-065014		WASHER, HELICAL LOCK (1/4")	4
92	07-060014		WASHER, FLAT (1/4", SAE)	4
93	See plate . .	07. - -	GROUND CONTROL BOX ASSEMBLY	1
94	07-003004		CAP SCREW, HEX HEAD (1/4"-20 x 7/8", Grade 5)	4
95	07-062014		WASHER, FLAT (1/4")	8
96	07-050014		NUT, HEX STOP (1/4"-20, Grade 5)	4
97			TRAY, BATTERY (Polyethylene, with two spacers)	2
	230 9430		for four batteries, 10.5" x 7" (all except Germany)	
	231 4130		for four batteries, 190 x 240 mm (9.63" x 7.50") (for Germany)	
98	10-031000		SAF-STEP (Black, 4" [102 mm] wide)	
			(Bulk item, order as needed. 4 ft [1.2 m] used here)	A.R.
99			BATTERY (6 Volt DC)	
	03-505800		217 Amp hour, Deep cycle (all except Germany)	8
	- - -		locally supplied (for Germany only)	8
100	230 9420		HOLD DOWN, BATTERY	4
101	10-005600		WASHER, FENDER (3/8")	4
102	07-056016		NUT, WING (3/8"-16)	4
103			CABLE, BATTERY (Black)	
			for Germany: Locally supplied	
	03-074000		for U.S., and Europe (except Germany):	
			Battery negative to battery positive (9.75" [25 cm] long)	6
	03-482500		Battery negative to ground (16" [41 cm] long)	2

TITLE UNDERCARRIAGE ASSEMBLY, FALCON 2548 (WITH LINK BOOM)

SECTION 01. | PLATE NO. 57 | PAGE 04 | REV. A | DATED 10 MAY, 1996 | PART NO.

 Simon Aerials Inc.  
10600 West Brown Deer Road  
Milwaukee Wisconsin 53224 USA  
Parts Phone 1-800-47-SIMON  
24 Hr (Machine) 414-362-8280  
Fax 414-355-3172



Art # A01.57003E



Simon Aerials Inc.  
10600 West Brown Deer Road  
Milwaukee Wisconsin 53224 USA  
Parts Phone 1-800-47-SIMON  
24 Hr (Machine) 414-362-8280  
Fax 414-355-3172

TITLE

UNDERCARRIAGE ASSEMBLY, FALCON 2548 (WITH LINK BOOM)

PART  
NO.

REV. **A**

DATED  
10 MAY, 1996

SECTION

**01.**

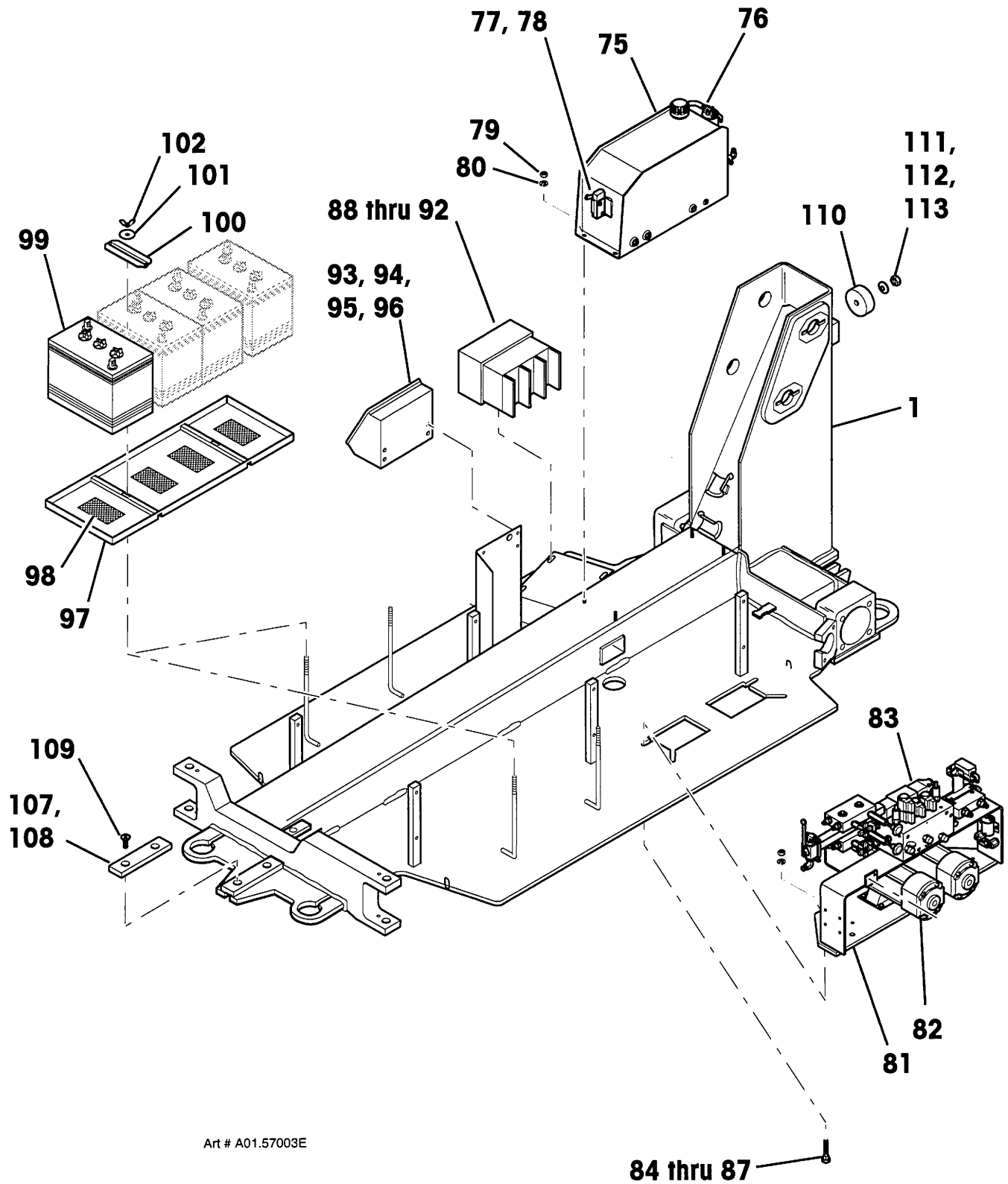
PLATE NO.

**57**

PAGE

**04**

[illegible]



Simon Aerials Inc.  
10600 West Brown Deer Road  
Milwaukee Wisconsin 53224 USA  
Parts Phone 1-800-47-SIMON  
24 Hr (Machine) 414-362-8280  
Fax 414-355-3172

TITLE UNDERCARRIAGE ASSEMBLY, FALCON 2548 (WITH LINK BOOM)

PART NO.

REV. A

DATED 10 MAY, 1996

SECTION 01.

PLATE NO. 57


PAGE 05

## PARTS LIST

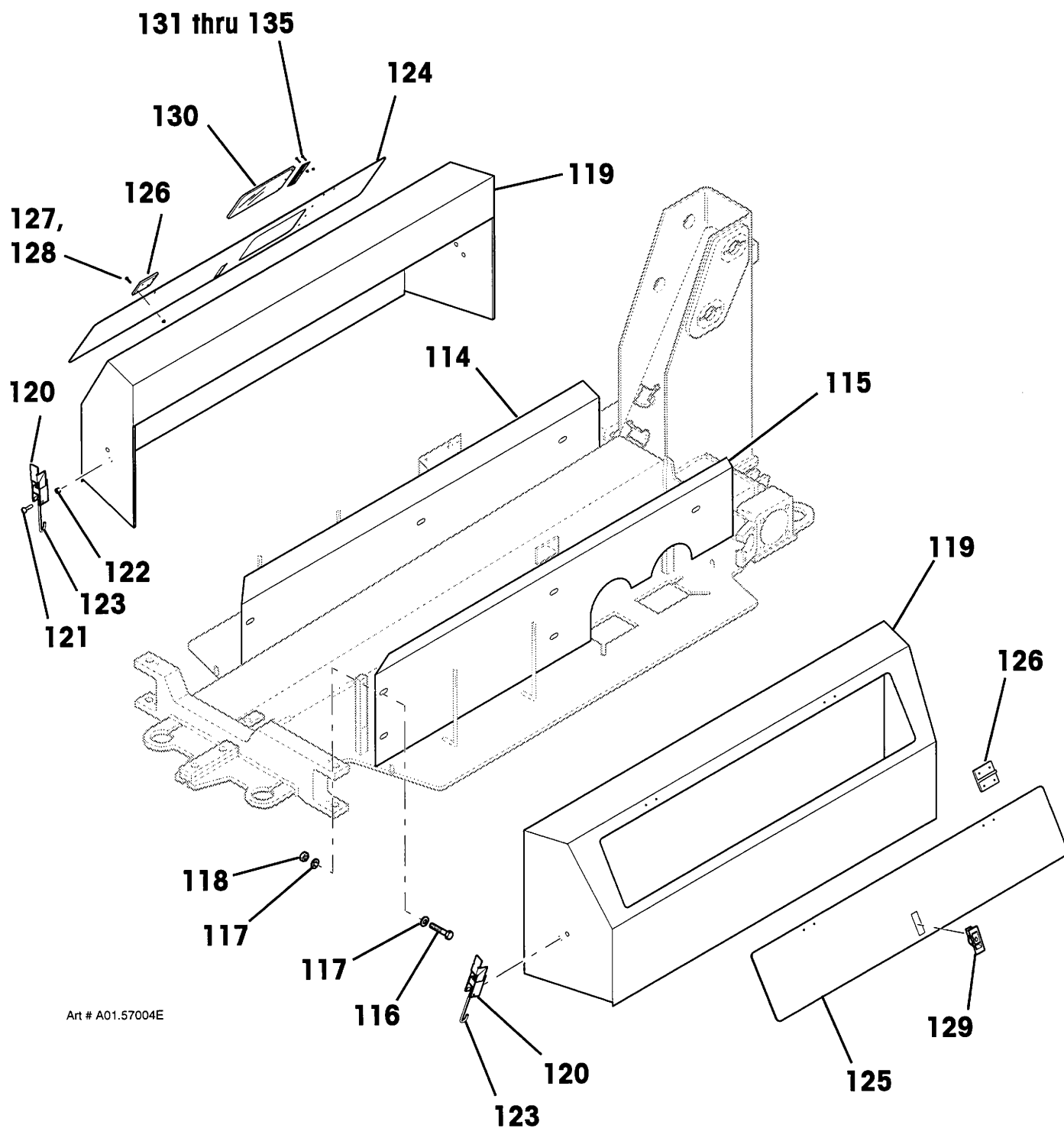
ITEM	PART NO	SEE SECTION	DESCRIPTION	QTY.
114	231 2110		PLATE, BACK (optional) (Right . . . Control side)	1
115	231 2120		PLATE, BACK (optional) (Left . . . Pump side)	1
116	07-003026		CAP SCREW, HEX HEAD (5/16"-18 x 1-1/4", Grade 5)	12
117	07-062015		WASHER, FLAT (5/16")	12
118	07-050015		NUT, LOCK (5/16"-18, Grade 5)	12
119	231 2750		COVER	2
120	10-158200		LATCH, DRAW (adjustable, with keeper)	4
121	07-011343		MACHINE SCREW, PAN HEAD (#8-32 x 1/2", Grade 2)	8
122	07-050009		NUT, LOCK (#8-32, Grade 5)	8
123	231 0440		HOOK, COVER LATCH	4
124			DOOR, CHASSIS ACCESS (Right . . . Control side)	1
	231 3000		for models <b>with</b> optional hinged clear cover over controls	
	231 3020		for models <b>without</b> optional hinged clear control cover	
125	231 3010		DOOR, CHASSIS ACCESS (Left . . . Pump side)	1
126	10-158400		HINGE, EXTERNAL (Black finish, adjustable tension)	4
127	07-003001		CAP SCREW, HEX HEAD (1/4"-20 x 1/2", Grade 5)	16
128	07-044014		NUT, ACORN (1/4"-20, stainless steel)	16
129	10-158300		LEVER, LATCH ADJUSTING (Black finish)	2
130	231 1390		DOOR, CONTROL PANEL ACCESS (option) (clear Lexan)	1
131	231 1400		HINGE, PIANO (stainless steel) (modified)	1
132	07-012344		MACHINE SCREW, FLAT HEAD (#10-24 x 3/8")	3
133	07-011352		MACHINE SCREW, ROUND HEAD (#10-24 x 3/8")	3
134	07-098700		NUT, ACORN (Low crown) (#10-24, stainless steel, Grade 5)	6
135	10-159200		LATCH, ADJUSTABLE GRIP	1
136	10-096800		TRIM, DOOR EDGE (black) (around holes and cutouts) (Bulk item, order as needed. 5.2 ft [1.6 M] needed here)	A.R.
137	11-085800		GASKET, DOOR (along inside edge of covers) (Bulk item, order as needed. 10.9 ft [3.3 M] needed here)	A.R.

TITLE UNDERCARRIAGE ASSEMBLY, FALCON 2548 (WITH LINK BOOM)

SECTION 01. | PLATE NO. 57 | PAGE 06 | REV. A | DATED 10 MAY, 1996 | PART NO.

 Simon Aerials Inc.  
10600 West Brown Deer Road  
Milwaukee Wisconsin 53224 USA  
Parts Phone 1-800-47-SIMON  
24 Hr (Machine) 414-362-8280  
Fax 414-355-3172





Art # A01.57004E



Simon Aerials Inc.  
10600 West Brown Deer Road  
Milwaukee Wisconsin 53224 USA  
Parts Phone 1-800-47-SIMON  
24 Hr (Machine) 414-362-8280  
Fax 414-355-3172

TITLE

UNDERCARRIAGE ASSEMBLY, FALCON 2548 (WITH LINK BOOM)

PART  
NO.

REV. A

DATED  
10 MAY, 1996

SECTION

01.

PLATE NO.

57

PAGE


06

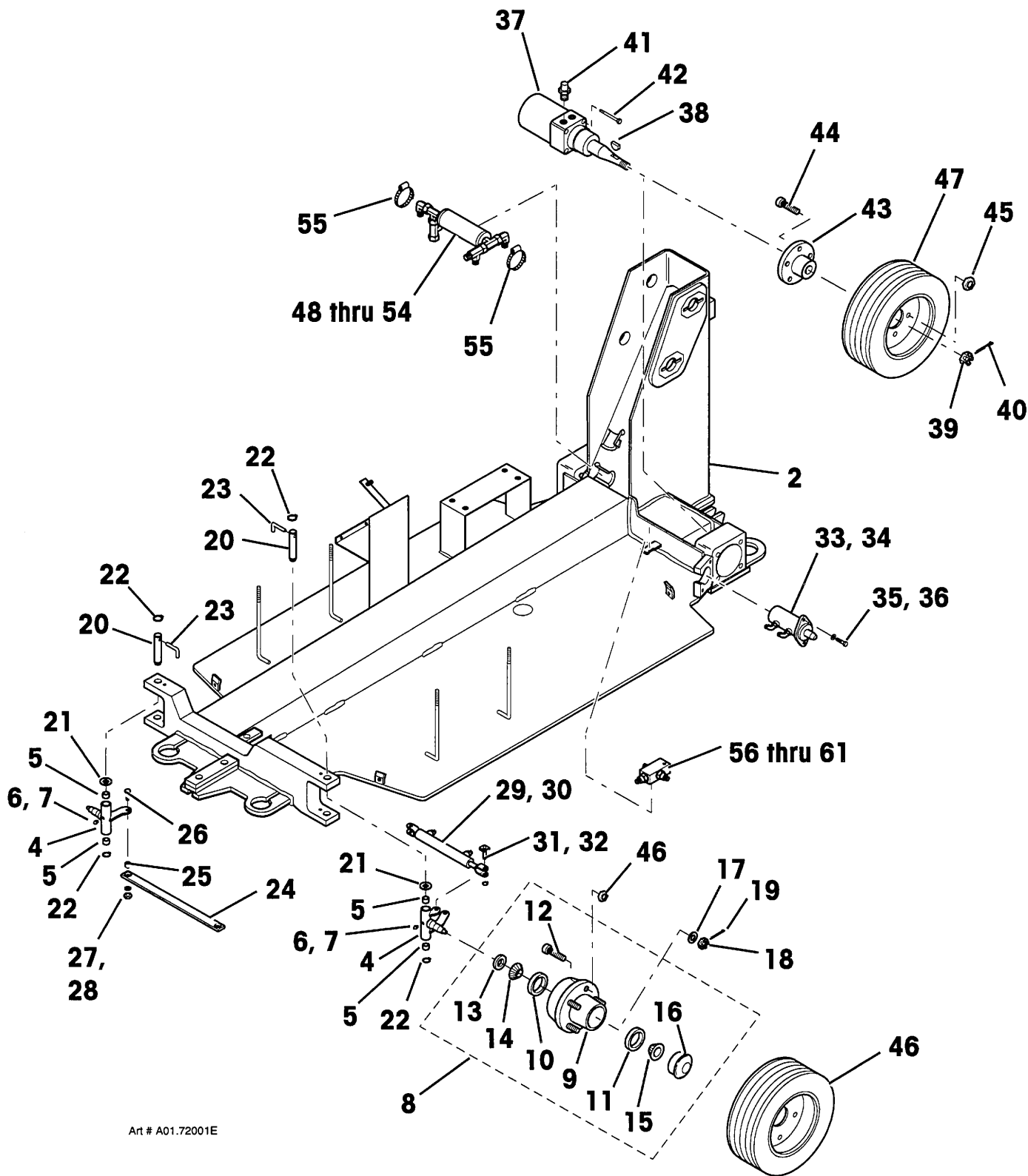
## PARTS LIST

ITEM	PART NO	SEE SECTION	DESCRIPTION	QTY.
1	353 9690		UNDERCARRIAGE ASSEMBLY (Later version. Side covers are attached with bolts.)	1
2	231 6210		UNDERCARRIAGE WELDMENT	1
3	353 3440		SPINDLE ASSEMBLY (right)	1
	353 4180		SPINDLE ASSEMBLY (left)	1
4	217 4410		SPINDLE WELDMENT (right)	1
	217 4360		SPINDLE WELDMENT (left)	1
5	08-060400		BEARING, THRUST (Oilite, 1.0" I.D., 1.25" O.D., 1.0" long)	2
6	08-050000		FITTING, GREASE (1/8" NPT, straight)	1
7	08-066300		CAP, GREASE FITTING (white plastic)	1
8	02-019800		HUB ASSEMBLY, FRONT	1
9			HUB, FRONT	1
10			CUP, FRONT BEARING (inner)	1
11			CUP, FRONT BEARING (outer)	1
12	02-019805		STUD, FRONT WHEEL MOUNTING	5
13	02-019802		SEAL	1
14	02-019804		CONE AND ROLLER, FRONT BEARING (inner)	1
15	02-019803		CONE AND ROLLER, FRONT BEARING (outer)	1
16	02-019801		CAP, FRONT HUB	1
17	216 9150		WASHER, FLAT	1
18	07-050018		NUT, CASTLE	1
19	07-070507		PIN, COTTER	1
20	232 1930		PIN, SPINDLE (1.0" x 8.94") (replaces 216 1030)	2
21	08-060500		BEARING, THRUST (Oilite, 1" I.D., 2" O.D.)	2
22	08-040600		RING, RETAINING (1")	4
23	216 1040		PIN, LOCK ("L" type)	2
24	217 4420		ROD, TIE	1
25	215 8980		BUSHING, TIE ROD (1/2" I.D., 3/4" O.D., 1/2" long)	2
26	07-003091		CAP SCREW, HEX HEAD (1/2"-13 x 2-1/2")	2
27	07-062018		WASHER, FLAT (1/2")	2
28	07-050018		NUT, LOCK (1/2"-13)	2
29	04-034300	11.52	CYLINDER, STEER	1
30	06-000600		CONNECTOR, MALE 37° TO NPT (4-6 FTX-S)	2
31	231 4140		PIN, STEER CYLINDER (Self aligning type)	2
32	08-045300		RING, RETAINING (1/2")	2

TITLE **UNDERCARRIAGE ASSEMBLY, FALCON 2548 (WITH LINK BOOM)**

SECTION **01.** | PLATE NO. **72** | PAGE **01** | REV. **-** | DATED **07 JUN., 1996** | PART NO.

 Simon Aerials Inc.  
10600 West Brown Deer Road  
Milwaukee Wisconsin 53224 USA  
Parts Phone 1-800-47-SIMON  
24 Hr (Machine) 414-362-8280  
Fax 414-355-3172



Art # A01.72001E



Simon Aerials Inc.  
10600 West Brown Deer Road  
Milwaukee Wisconsin 53224 USA  
Parts Phone 1-800-47-SIMON  
24 Hr (Machine) 414-362-8280  
Fax 414-355-3172

TITLE

UNDERCARRIAGE ASSEMBLY, FALCON 2548 (WITH LINK BOOM)

PART  
NO.

REV.

DATED

07 JUN., 1996

SECTION

01.

PLATE NO.

72

PAGE


01

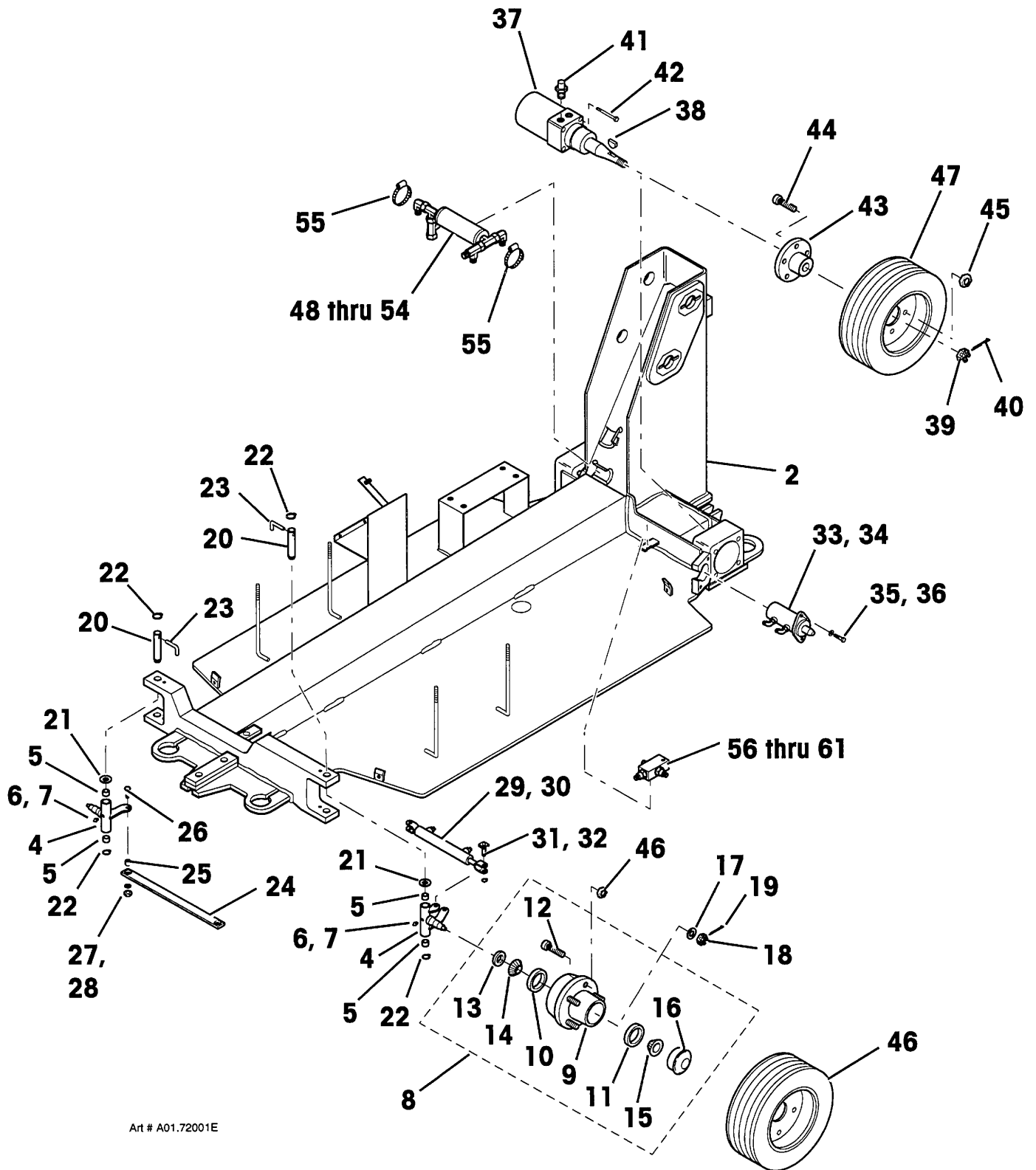
## PARTS LIST

ITEM	PART NO	SEE SECTION	DESCRIPTION	QTY.
33	See plate . .	11.63	UNDERCARRIAGE ASSEMBLY (continued)	A.R.
34	06-003500		CYLINDER, BRAKE (one used for domestic, two for Europe)	2
35	07-003045		90° ELBOW, MALE 37° TO NPT (4-4 CTX-S)	2
36	07-060016		CAP SCREW, HEX HEAD (3/8"-16 x 1", Grade 5)	2
37	01-205400	26.52	WASHER, FLAT (3/8" SAE)	2
38			MOTOR, DRIVE (tag reads "RE 322 03100")	1
39			KEY, WOODRUFF (5/16") (comes with motor)	1
40	07-070507		NUT, CASTLE (comes with motor)	1
41	06-040000		PIN, COTTER (1/8" x 1-3/4")	4
42	07-003091		ADAPTER, "O"-RING TO 37° (6-10 F50X)	8
43	218 2350		CAP SCREW, HEX HEAD (1/2"-13 x 2-1/2", Grade 5)	2
44	07-091300		HUB, REAR WHEEL	10
45	07-090134		STUD, REAR WHEEL MOUNTING	20
46			NUT, LUG (1/2"-20)	3
	02-032000		WHEEL AND TIRE ASSEMBLY (for wheels without brake cylinder)	
47	02-036100		Black ribbed solid tire (5.0" x 8-3.75")	1
			White non-marking solid tire (5.0" x 8-3.75") (option)	
	230 8650		WHEEL AND TIRE ASSEMBLY (for left rear, with brake)	
48	231 0110		Black ribbed solid tire (5.0" x 8-3.75")	1
	04-033800		White non-marking solid tire (5.0" x 8-3.75") (option)	
49	04-033801		CUSHION CYLINDER	1
50	04-033802		SEAL KIT, CUSHION CYLINDER	2
51	04-033803		SPRING	1
52	04-033804		PISTON	2
53	06-050000		GLAND, END	1
54	06-048500		BRANCH TEE, MALE "O"-RING TO 37° (6 S50X-S)	1
55	09-005700		RUN TEE, MALE "O"-RING TO 37° (6 R50X-S)	2
56	353 9760		CLAMP, WORM (1.12" to 3.0" [28 to 76 mm])	1
57	231 0710		VALVE ASSEMBLY, CHECK	1
58	01-013801		BODY, CHECK VALVE	1
59	06-039900		BALL	1
60	06-039800		ADAPTER, "O"-RING TO 37° (6-8 F50X-S)	1
61	09-015100		ADAPTER, "O"-RING TO 37° (6 F50X-S)	1
			CLAMP, HOSE (2")	

TITLE UNDERCARRIAGE ASSEMBLY, FALCON 2548 (WITH LINK BOOM)

SECTION 01. | PLATE NO. 72 | PAGE 02 | REV. - | DATED 07 JUN., 1996 | PART NO.


 Simon Aerials Inc.  
 10600 West Brown Deer Road  
 Milwaukee Wisconsin 53224 USA  
 Parts Phone 1-800-47-SIMON  
 24 Hr (Machine) 414-362-8280  
 Fax 414-355-3172



Art # A01.72001E



Simon Aerials Inc.  
10600 West Brown Deer Road  
Milwaukee Wisconsin 53224 USA  
Parts Phone 1-800-47-SIMON  
24 Hr (Machine) 414-362-8280  
Fax 414-355-3172

TITLE

UNDERCARRIAGE ASSEMBLY, FALCON 2548 (WITH LINK BOOM)

PART  
NO.

REV.  
-

DATED  
07 JUN., 1996

SECTION

01.

PLATE NO.

72

PAGE


02

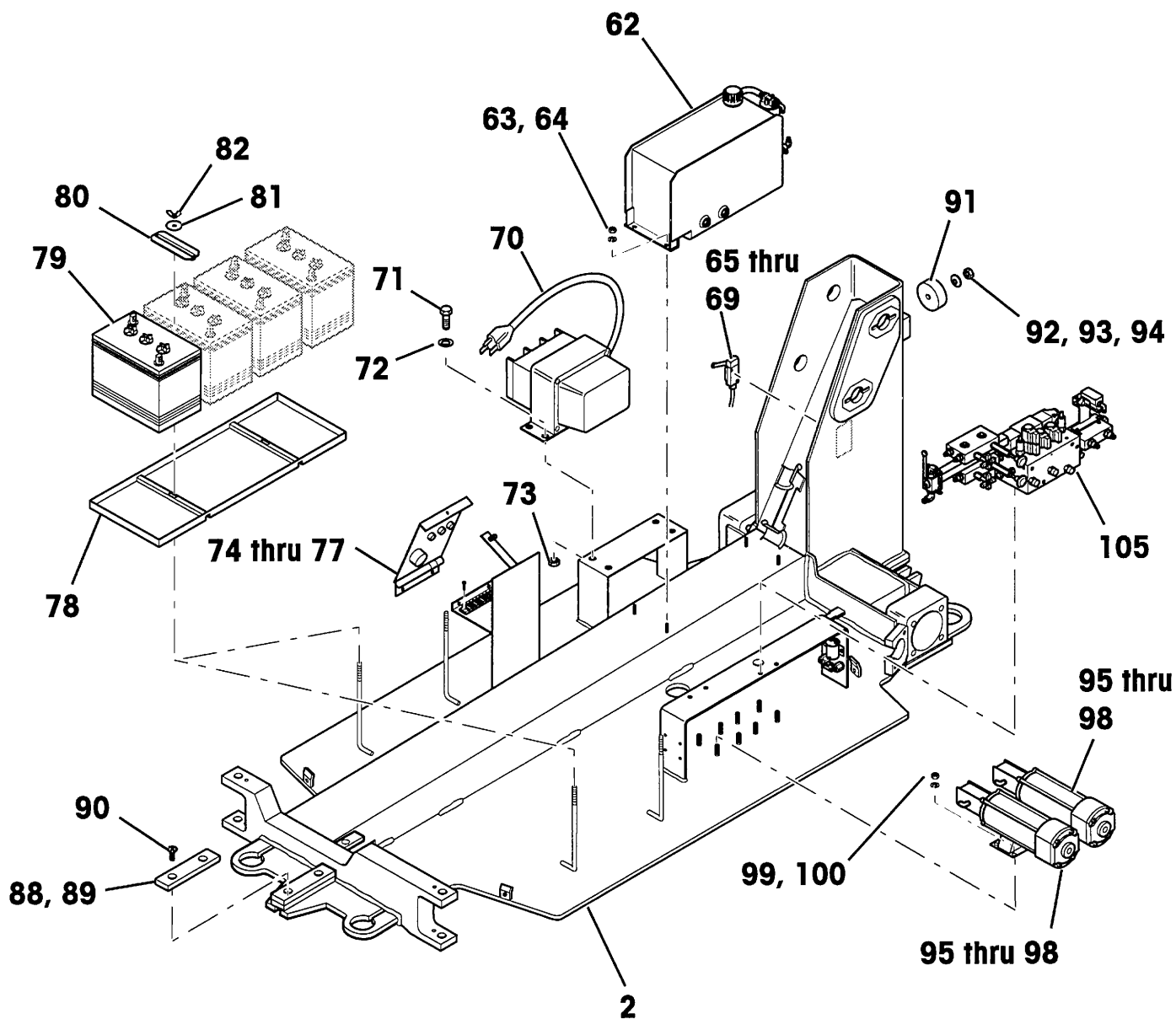
## PARTS LIST

ITEM	PART NO	SEE SECTION	DESCRIPTION	QTY.
62	See plate . .	24. - -	UNDERCARRIAGE ASSEMBLY (continued)	1
63	07-050014		TANK ASSEMBLY, HYDRAULIC	4
64	07-062014		NUT, HEX STOP (1/4"-20, Grade 5)	4
65	03-493700		WASHER, FLAT (1/4")	1
66	03-612100		SWITCH, LIMIT (Side rotary)	1
67	03-045500		ARM, LIMIT SWITCH (Fixed roller)	1
68	22-100354		GRIP, CORD (1/2", with .31" to .38" seal)	1
69	07-008354		NUT, CORD GRIP (1/2")	2
70	03-478300		CAP SCREW, SOCKET HEAD (#10-24 x 1-1/4", Grade 8)	1
	03-480800		CHARGER, BATTERY (40 Amp, 24 Volt DC output)	
			Except Europe (110 Volt AC, 60 hz input)	
			For Europe (230 Volt AC, 50 hz input)	
71	07-003003		WASHER, FLAT (1/4"-20 x 3/4", Grade 5)	4
72	07-062011		WASHER, FLAT (#10)	4
73	07-050014		NUT, LOCK (1/4"-20, Grade 5)	4
74	See plate . .	07. - -	GROUND CONTROL BOX ASSEMBLY	1
75	07-062014		WASHER, FLAT (1/4")	4
76	07-107100		WASHER, EXTERNAL TOOTH LOCK (1/4")	4
77	07-050014		NUT, HEX STOP (1/4"-20, Grade 5)	4
78	230 9430		TRAY, BATTERY (Polyethylene, for four batteries, 10.5" x 7")	2
79	03-505800		BATTERY (6 Volt DC, 217 Amp hour, Deep cycle)	8
80	230 9420		HOLD DOWN, BATTERY	4
81	07-062016		WASHER, FLAT (3/8")	4
82	07-040016		NUT, LOCK (3/8"-16)	4

TITLE UNDERCARRIAGE ASSEMBLY, FALCON 2548 (WITH LINK BOOM)

SECTION 01. PLATE NO. 72 PAGE 03 REV. - DATED 07 JUN., 1996 PART NO.

 Simon Aerials Inc.  
10600 West Brown Deer Road  
Milwaukee Wisconsin 53224 USA  
Parts Phone 1-800-47-SIMON  
24 Hr (Machine) 414-362-8280  
Fax 414-355-3172



Art # A01.72002E



Simon Aerials Inc.  
10600 West Brown Deer Road  
Milwaukee Wisconsin 53224 USA  
Parts Phone 1-800-47-SIMON  
24 Hr (Machine) 414-362-8280  
Fax 414-355-3172

TITLE

UNDERCARRIAGE ASSEMBLY, FALCON 2548 (WITH LINK BOOM)

PART  
NO.

REV.

DATED

07 JUN., 1996

SECTION

01.

PLATE NO.

72

PAGE


03

## PARTS LIST

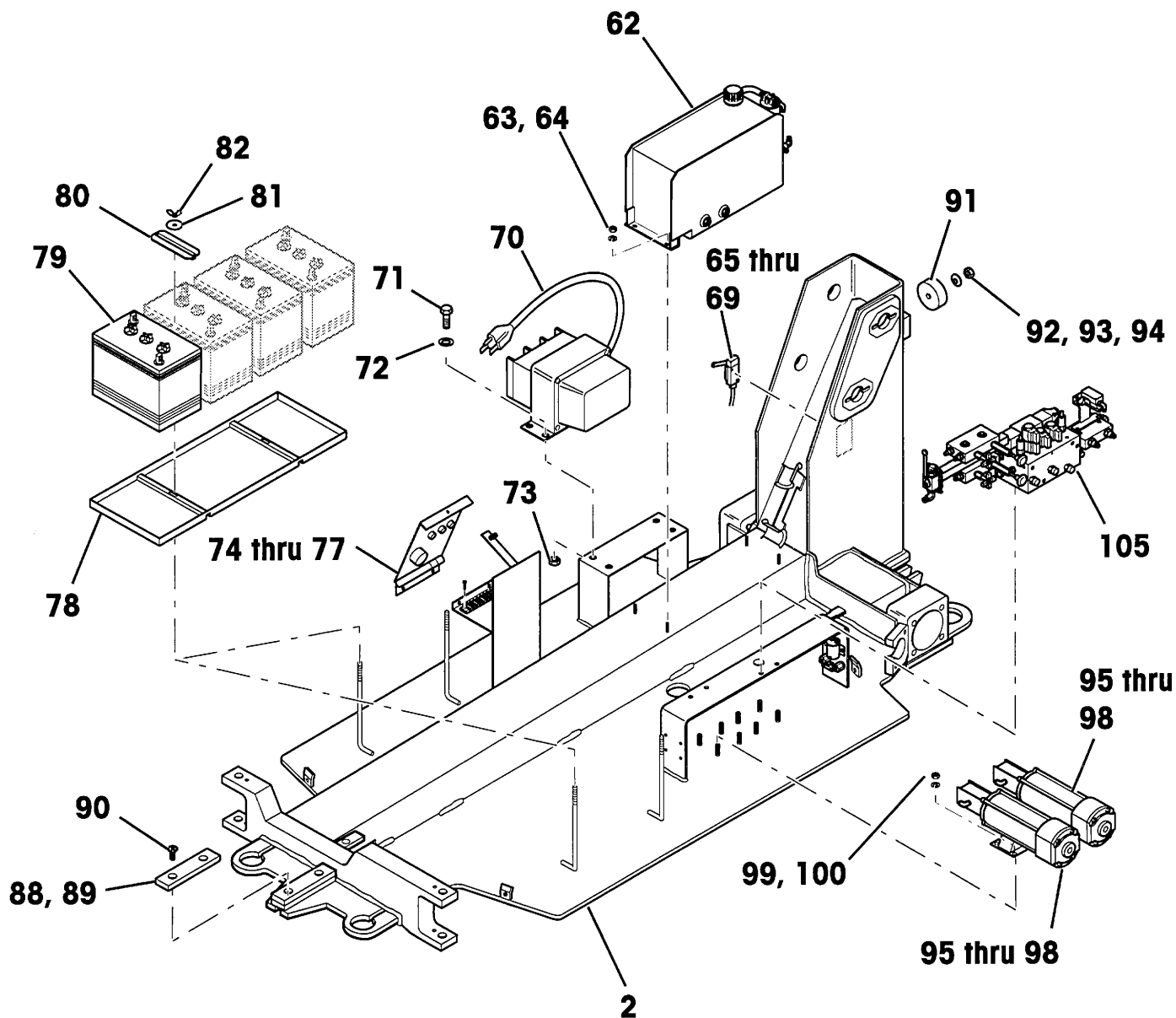
ITEM	PART NO	SEE SECTION	DESCRIPTION	QTY.
83			UNDERCARRIAGE ASSEMBLY (continued) CABLE, BATTERY (Black) <b>for U.S., and Europe (except Germany):</b>	
	03-074000		Battery negative to battery positive (9.75" [24.8 cm] long)	8
	03-617400		Battery negative to ground (14.0" [35.6 cm] long) <b>for Germany:</b> Locally supplied	2
84			CABLE, BATTERY (Red)	
	03-617200		Insulator to starter relay (8.0" [20.3 cm] long)	2
	03-614000		Starter relay to motor (14.5" [36.8 cm] long)	2
	03-614000		Insulator to left battery positive terminal (14.5" [36.8 cm] long)	1
	03-617300		Insulator to insulator (35" [89 cm] long)	1
	03-618100		Insulator to right battery positive terminal (74" [1.88 m] long)	1
85	03-611100		COVER, BATTERY TERMINAL (Red)	14
86	03-611200		COVER, BATTERY TERMINAL (Black)	2
87	03-611300		INSULATOR, BATTERY TERMINAL (Red)	6
88	230 2170		PAD, MID POST REST (at steer end)	1
89			SHIM, BOOM REST	A.R.
	231 7370		.250" (6.4 mm) thick	
	231 7380		.375" (9.5 mm) thick	
90	07-015126		MACHINE SCREW, FLAT HEAD (5/8"-11 x 1-1/4", Grade 5)	2
91	230 2180		PAD, PLATFORM REST (at drive end, on base post)	1
92	07-004092		CAP SCREW, HEX HEAD (1/2"-13 x 2-3/4", Grade 8)	2
93	07-050018		NUT, LOCK (1/2"-13)	2
94	07-060018		WASHER, FLAT (1/2", SAE)	2
95	See Plate . . .	12.51	MOTOR AND PUMP ASSEMBLY	2
96	06-211700		90° ELBOW, "O"-RING HOSE FLANGE	2
97	06-044400		90° ELBOW, "O"-RING TO 37° (4-6 C50X-S)	2
98	06-044600		90° ELBOW, "O"-RING TO 37° (6 C50X-S)	2
99	07-050014		NUT, LOCK (1/4"-20, Grade 5)	8
100	07-060014		WASHER, FLAT (1/4")	8

TITLE UNDERCARRIAGE ASSEMBLY, FALCON 2548 (WITH LINK BOOM)

SECTION 01. | PLATE NO. 72 | PAGE 04 | REV. - | DATED 07 JUN., 1996 | PART NO.

 Simon Aerials Inc.  
10600 West Brown Deer Road  
Milwaukee Wisconsin 53224 USA  
Parts Phone 1-800-47-SIMON  
24 Hr (Machine) 414-362-8280  
Fax 414-355-3172





Art # A01.72002E



Simon Aerials Inc.  
10600 West Brown Deer Road  
Milwaukee Wisconsin 53224 USA  
Parts Phone 1-800-47-SIMON  
24 Hr (Machine) 414-362-8280  
Fax 414-355-3172

TITLE

UNDERCARRIAGE ASSEMBLY, FALCON 2548 (WITH LINK BOOM)

PART  
NO.

REV.

DATED

07 JUN., 1996

SECTION

01.

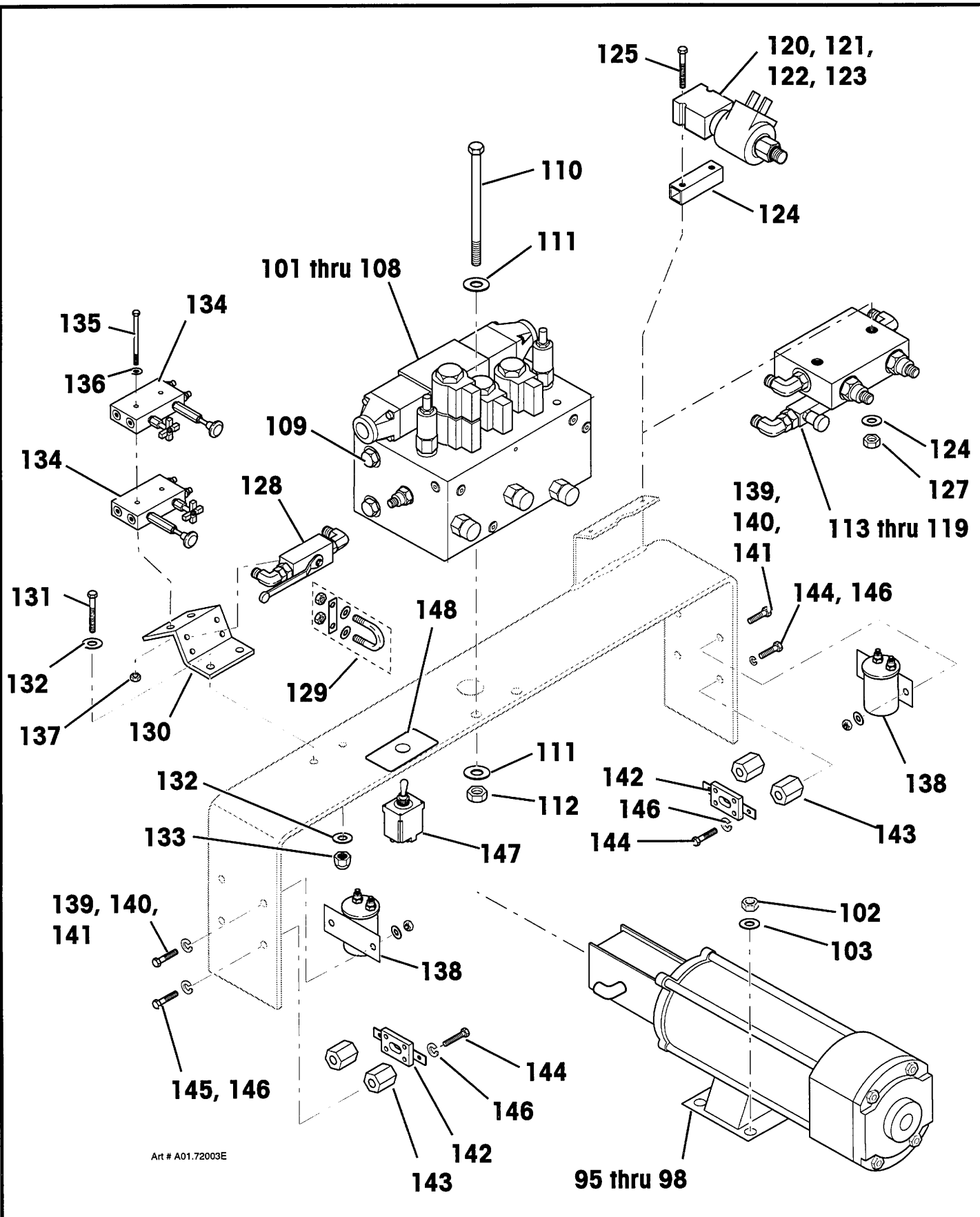
PLATE NO.

72

PAGE

04

[illegible]



Simon Aerials Inc.  
10600 West Brown Deer Road  
Milwaukee Wisconsin 53224 USA  
Parts Phone 1-800-47-SIMON  
24 Hr (Machine) 414-362-8280  
Fax 414-355-3172

TITLE

UNDERCARRIAGE ASSEMBLY, FALCON 2548 (WITH LINK BOOM)

PART  
NO.

REV.

DATED

07 JUN., 1996

SECTION

01.

PLATE NO.

72

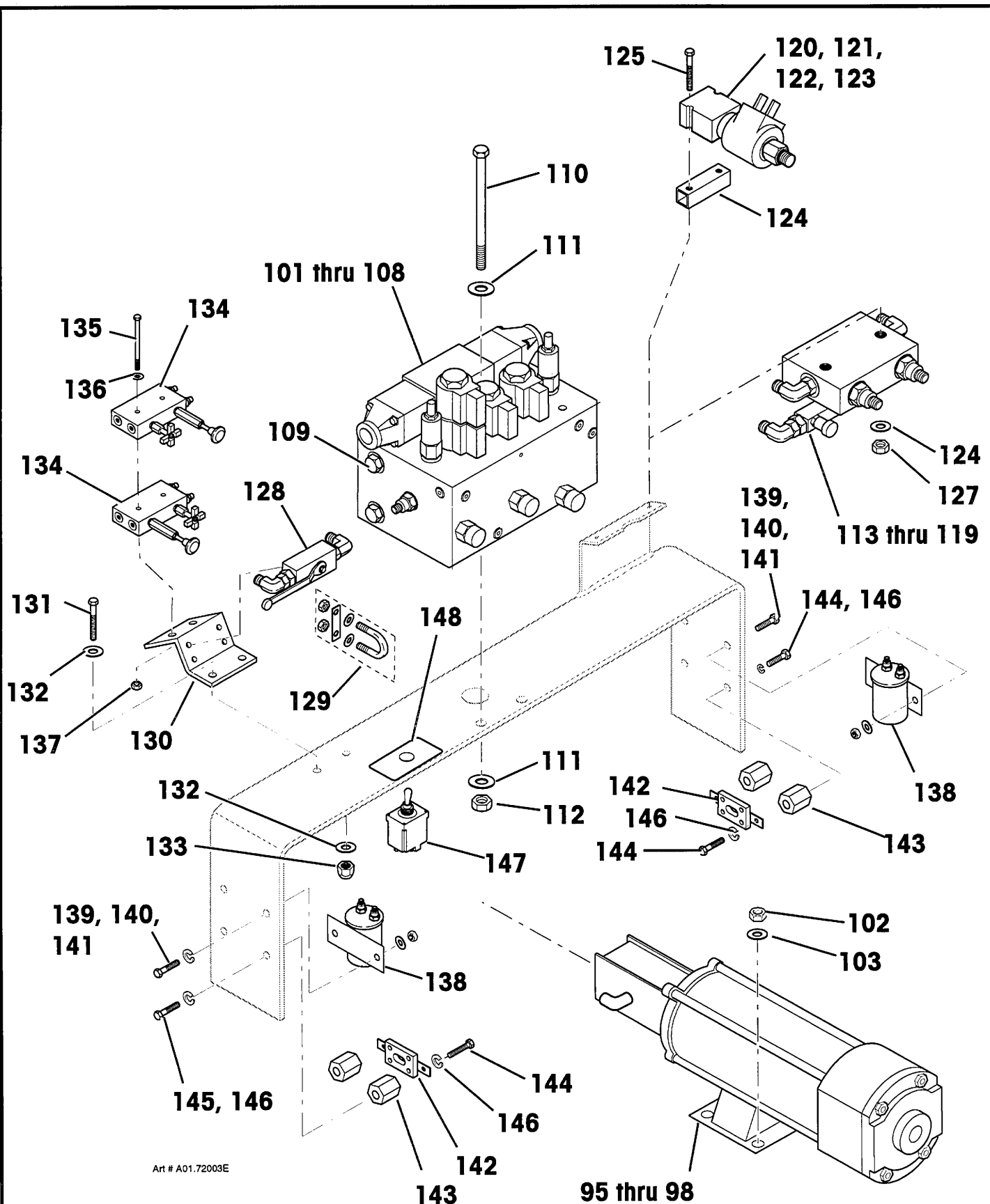
PAGE

05

PARTS LIST				
ITEM	PART NO	SEE SECTION	DESCRIPTION	QTY.
120	01-226500		UNDERCARRIAGE ASSEMBLY (continued) VALVE, LOWERING (2 way, normally closed, with manual override cartridge)	1
121	01-225801		CARTRIDGE, LOWERING VALVE (needed to replace manual override cartridge on lowering valve [above] for machines with holding valve on the lift cylinder)	1
122	06-039800		ADAPTER, "O"-RING TO 37° (6 F50X-S)	1
123	06-044600		90° ELBOW, "O"-RING TO 37° (6 C50X-S)	1
124	222 7910		BRACKET, LOWERING VALVE	1
125	07-003008		CAP SCREW, HEX HEAD (1/4"-20 x 1-3/4", Grade 5)	2
126	07-062014		WASHER, FLAT (1/4")	2
127	07-050014		NUT, LOCK (1/4"-20, Grade 5)	2
128	01-107800		VALVE, MOTOR RELEASE (Turn lever) (with Manual Brake Release option)	1
129	07-092400		CLAMP, "U"-BOLT (1/4"-20, 1" dia., 1.75" long)	2
130	222 7890		BRACKET	1
131	07-003008		CAP SCREW, HEX HEAD (1/4"-20 x 1-3/4", Grade 5)	2
132	07-062014		WASHER, FLAT (1/4")	2
133	07-050014		NUT, LOCK (1/4"-20, Grade 5)	2
134	01-209800		VALVE (with manual hand pump) BRAKE RELEASE (with Manual Brake Release option)	1
135			LOWERING (for machines with holding valve on lift cylinder)	1
	07-003009		CAP SCREW, HEX HEAD 1/4"-20 x 2", Grade 5 (when <b>one</b> valve is mounted)	2
	07-003017		1/4"-20 x 4", Grade 5 (when <b>two</b> valves are mounted)	
136	07-062014		WASHER, FLAT (1/4")	2
137	07-050014		NUT, LOCK (1/4"-20, Grade 5)	2
138	03-603600		CONTACTOR, DC (starter relay) (24 Volt DC, normally open, single pole, single throw)	2
139	07-003003		CAP SCREW, HEX HEAD (1/4"-20 x 3/4", Grade 5)	4
140	07-062011		WASHER, FLAT (#10)	4
141	07-050014		NUT, LOCK (1/4"-20, Grade 5)	4
142	03-504800		FUSE (200 Amp)	2
143	03-504900		STAND OFF, FUSE (insulated)	4
144	07-003002		CAP SCREW, HEX HEAD (1/4"-20 x 5/8", Grade 5)	6
145	07-003005		CAP SCREW, HEX HEAD (1/4"-20 x 1", Grade 5)	
			(for attaching fuse toward front of unit)	2
146	07-062015		WASHER, FLAT (5/16")	4
147	03-023800		SWITCH, TOGGLE (Motor select) (2TL1-3, 2 position, maintained contact, single pole, double throw)	1
148	10-263100		DECAL, "FRONT MOTOR; REAR MOTOR . . ."	1
149	353 9510		HOSE KIT, MANIFOLD	1
TITLE			UNDERCARRIAGE ASSEMBLY, FALCON 2548 (WITH LINK BOOM)	
SECTION	01.	PLATE NO. 72	PAGE 06	REV. - DATED 07 JUN., 1996 PART NO.



Simon Aerials Inc.  
 10600 West Brown Deer Road  
 Milwaukee Wisconsin 53224 USA  
 Parts Phone 1-800-47-SIMON  
 24 Hr (Machine) 414-362-8280  
 Fax 414-355-3172



Simon Aerials Inc.  
10600 West Brown Deer Road  
Milwaukee Wisconsin 53224 USA  
Parts Phone 1-800-47-SIMON  
24 Hr (Machine) 414-362-8280  
Fax 414-355-3172

TITLE

UNDERCARRIAGE ASSEMBLY, FALCON 2548 (WITH LINK BOOM)

PART  
NO.

REV.

DATED

07 JUN., 1996

SECTION

01.

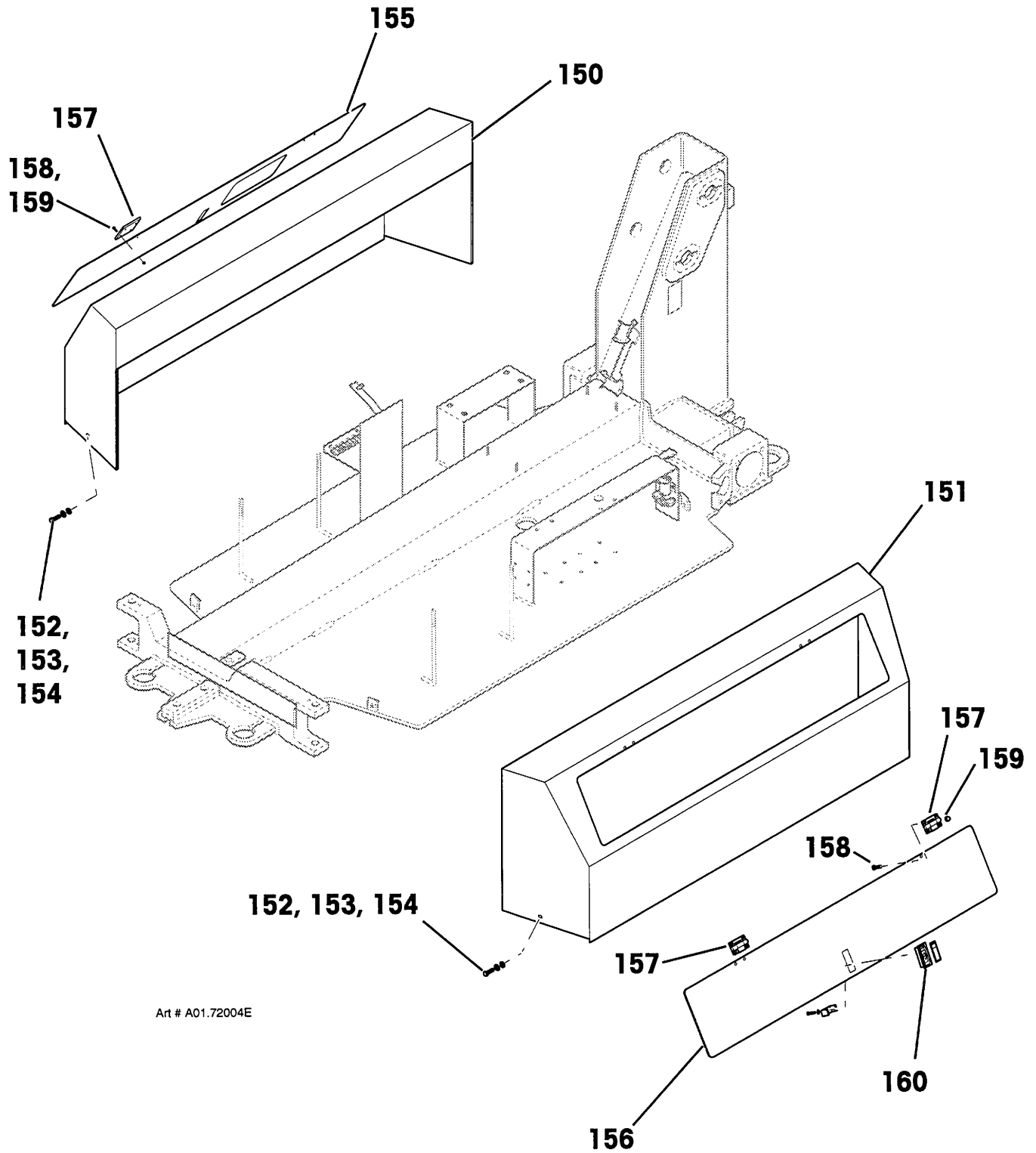
PLATE NO.

72

PAGE

06

[illegible]



Art # A01.72004E



Simon Aerials Inc.  
10600 West Brown Deer Road  
Milwaukee Wisconsin 53224 USA  
Parts Phone 1-800-47-SIMON  
24 Hr (Machine) 414-362-8280  
Fax 414-355-3172

TITLE

UNDERCARRIAGE ASSEMBLY, FALCON 2548 (WITH LINK BOOM)

PART  
NO.

REV.  
-

DATED  
07 JUN., 1996

SECTION

01.

PLATE NO.

72

PAGE


07

## PARTS LIST

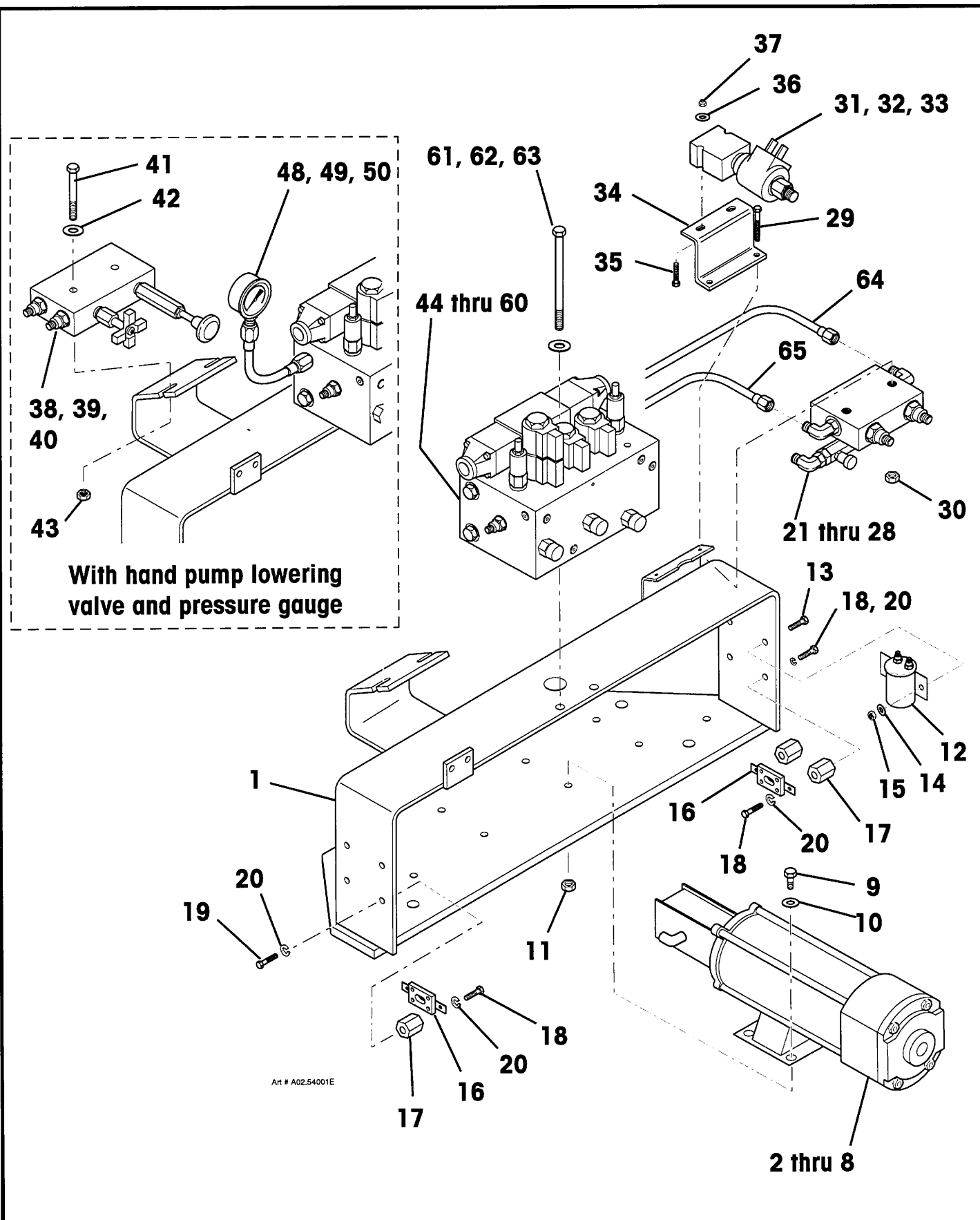
ITEM	PART NO	SEE SECTION	DESCRIPTION	QTY.
	353 5110 353 5140		GROUND HYDRAULIC ASSEMBLY For versions with emergency lowering valve, and no pressure gauge For versions with manual hand pump lowering valve and	1
			pressure gauge	1
1	231 2330		BRACKET, GROUND HYDRAULIC ASSEMBLY	1
2	See plate . .	12.51	MOTOR AND PUMP ASSEMBLY	2
3	See plate . .	12.51	MOTOR, PERMANENT MAGNET	1
4	01-097406		PUMP, HYDRAULIC	1
5	06-044600		90° ELBOW, "O"-RING TO 37° (6 C50X-S)	2
6	06-047000		45° ELBOW, "O"-RING TO 37° (6 V50X-S)	2
7	06-212000		FITTING, BEADED INSERT (#8 SAE x 5/8" hose)	2
8	10-163300		CAP, TERMINAL (Yellow plastic)	4
9	07-003026		CAP SCREW, HEX HEAD (5/16"-18 x 1-1/4", Grade 5)	8
10	07-062015		WASHER, FLAT (5/16")	16
11	07-050015		NUT, LOCK (5/16"-18, Grade 5)	8
12	03-603600		CONTACTOR, DC (can relay) (24 Volt DC, normally open, single pole, single throw)	2
13	07-003003		CAP SCREW, HEX HEAD (1/4"-20 x 3/4", Grade 5)	4
14	07-062014		WASHER, FLAT (1/4")	4
15	07-050014		NUT, LOCK (1/4"-20, Grade 5)	4
16	03-504800		FUSE (200 Amp)	2
17	03-504900		STAND OFF, FUSE (insulated)	4
18	07-003002		CAP SCREW, HEX HEAD (1/4"-20 x 5/8", Grade 5)	6
19	07-003001		CAP SCREW, HEX HEAD (1/4"-20 x 1/2", Grade 5) (for attaching fuse toward front of unit)	2
20	07-065014		WASHER, HELICAL LOCK (1/4")	8
21	01-202800		VALVE, DUAL COUNTERBALANCE (with shuttle)	1
22	06-044800		90° ELBOW, "O"-RING TO 37° (8 C50X-S)	2
23	06-090600		REDUCER/ EXPANDER (8-6 F50 G5-S)	2
24	06-047000		45° ELBOW, "O"-RING TO 37° (6 V50X-S)	2
25	06-044500		90° ELBOW, "O"-RING TO 37° (6-4 C50X-S)	1
26	06-079000		CONNECTOR, SWIVEL NUT (6 F65X-S)	1
27	01-018900		VALVE, FLOW CONTROL (#6 SAE)	1
28	06-044400		90° ELBOW, "O"-RING TO 37° (4-6 C50X-S)	1
29	07-003029		CAP SCREW, HEX HEAD (5/16"-18 x 2", Grade 5)	2
30	07-050015		NUT, LOCK (5/16"-18, Grade 5)	2
31	01-226500		VALVE, EMERGENCY LOWERING (2 way, normally closed, with manual override)	1
32	06-039800		ADAPTER, "O"-RING TO 37° (6 F50X-S)	1
33	06-044600		90° ELBOW, "O"-RING TO 37° (6 C50X-S)	1

TITLE **GROUND HYDRAULIC ASSEMBLY, FALCON 2548  
(WITH LINK BOOM)**

SECTION **02.** | PLATE NO. **54** | PAGE **01** | REV. **A** | DATED **10 MAY, 1996** | PART NO.

 Simon Aerials Inc.  
10600 West Brown Deer Road  
Milwaukee Wisconsin 53224 USA  
Parts Phone 1-800-47-SIMON  
24 Hr (Machine) 414-362-8280  
Fax 414-355-3172





Simon Aerials Inc.  
10600 West Brown Deer Road  
Milwaukee Wisconsin 53224 USA  
Parts Phone 1-800-47-SIMON  
24 Hr (Machine) 414-362-8280  
Fax 414-355-3172

TITLE

# GROUND HYDRAULIC ASSEMBLY, FALCON 2548 (WITH LINK BOOM)

PART  
NO.

REV. A

DATED  
10 MAY, 1996

SECTION

02.

PLATE NO.

54

PAGE


01

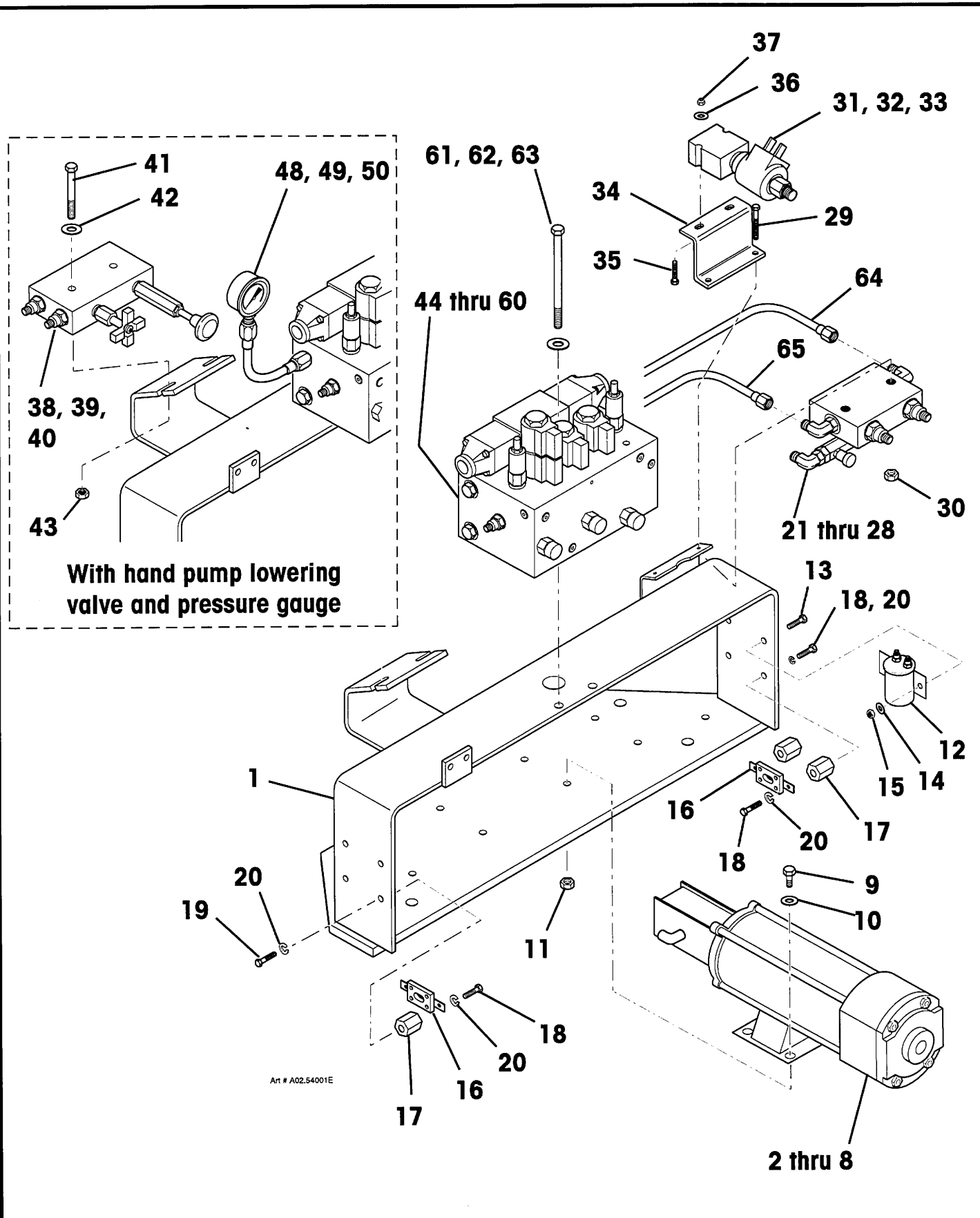
# PARTS LIST

ITEM	PART NO	SEE SECTION	DESCRIPTION	QTY.
34	231 7720		BRACKET, LOWER VALVE	1
35	07-003008		CAP SCREW, HEX HEAD (1/4"-20 x 1-3/4", Grade 5)	2
36	07-062014		WASHER, FLAT (1/4")	4
37	07-050014		NUT, LOCK (1/4"-20, Grade 5)	2
38	01-209800		VALVE, EMERGENCY LOWERING (manual hand pump)	1
39	06-039500		ADAPTER, "O"-RING TO 37° (4-6 F50X-S)	1
40	06-044400		90° ELBOW, "O"-RING TO 37° (4-6 C50X-S)	1
41	07-003030		CAP SCREW, HEX HEAD (5/16"-18 x 2-1/4", Grade 5)	2
42	07-062015		WASHER, FLAT (5/16")	4
43	07-050015	23.52	NUT, LOCK (5/16"-18, Grade 5)	2
44	01-208300		MANIFOLD, VALVE	1
45	01-205500		VALVE, DIRECTIONAL SOLENOID (24 Volt DC)	1
46	07-008358		CAP SCREW, SOCKET HEAD (#10-24 x 2")	4
47	06-039300		ADAPTER, "O"-RING TO 37° (4 F50X-S)	2
48	01-021000		GAUGE, HYDRAULIC PRESSURE (0-4000 PSI) (if so equipped)	2
49	06-196600		CONNECTOR, 37° TO NPT (6 GTX-S) (when gauge is fitted)	2
50	353 4140		TUBE ASSEMBLY, HYDRAULIC (3/8" [9.5 mm] O.D.) (with gauge)	2
51	06-063800		CAP, FEMALE (4 FNTX-S) (without gauge)	2
52	06-003500		90° ELBOW, MALE 37° TO NPT (4-4 CTX-S)	1
53	06-044400		90° ELBOW, "O"-RING TO 37° (4-6 C50X-S)	1
54	06-044600		90° ELBOW, "O"-RING TO 37° (6 C50X-S)	3
55	06-039800		ADAPTER, "O"-RING TO 37° (6 F50X-S)	2
56	06-086600		ADAPTER, "O"-RING TO FEMALE NPT (6-1/4 F50G-S)	1
57	06-095000		PLUG, HEX SOCKET "O"-RING (6 HP50N-S)	1
58	06-040100		ADAPTER, "O"-RING TO 37° (8 F50X-S)	2
59	06-048500		RUN TEE, MALE "O"-RING TO 37° (6 R50X-S)	1
60	06-090600		REDUCER/ EXPANDER (8-6 F50 G5-S)	1
61	07-003061		CAP SCREW, HEX HEAD (3/8"-16 x 4-3/4", Grade 5)	2
62	07-062016		WASHER, FLAT (3/8")	2
63	07-050016		NUT, LOCK (3/8"-16, Grade 5)	2
64	353 3520		TUBE ASSEMBLY, HYDRAULIC (14" [357 mm] long)	1
65	353 3530		TUBE ASSEMBLY, HYDRAULIC (6-5/8" [168 mm] long)	1
			The following items are used in some applications:	
66	03-484600		END, CABLE (#4, 3/8" HL)	4
67	03-488000		BOOT, CABLE	6
68	03-495600		BOOT, BATTERY TERMINAL	2

TITLE **GROUND HYDRAULIC ASSEMBLY, FALCON 2548  
(WITH LINK BOOM)**

SECTION **02.** PLATE NO. **54** PAGE **02** REV. **A** DATED **10 MAY, 1996** PART NO.

 Simon Aerials Inc.  
10600 West Brown Deer Road  
Milwaukee Wisconsin 53224 USA  
Parts Phone 1-800-47-SIMON  
24 Hr (Machine) 414-362-8280  
Fax 414-355-3172



Simon Aerials Inc.  
10600 West Brown Deer Road  
Milwaukee Wisconsin 53224 USA  
Parts Phone 1-800-47-SIMON  
24 Hr (Machine) 414-362-8280  
Fax 414-355-3172

TITLE

# GROUND HYDRAULIC ASSEMBLY, FALCON 2548 (WITH LINK BOOM)

PART  
NO.

REV. A

DATED  
10 MAY, 1996

SECTION

02.

PLATE NO.

54

PAGE


02

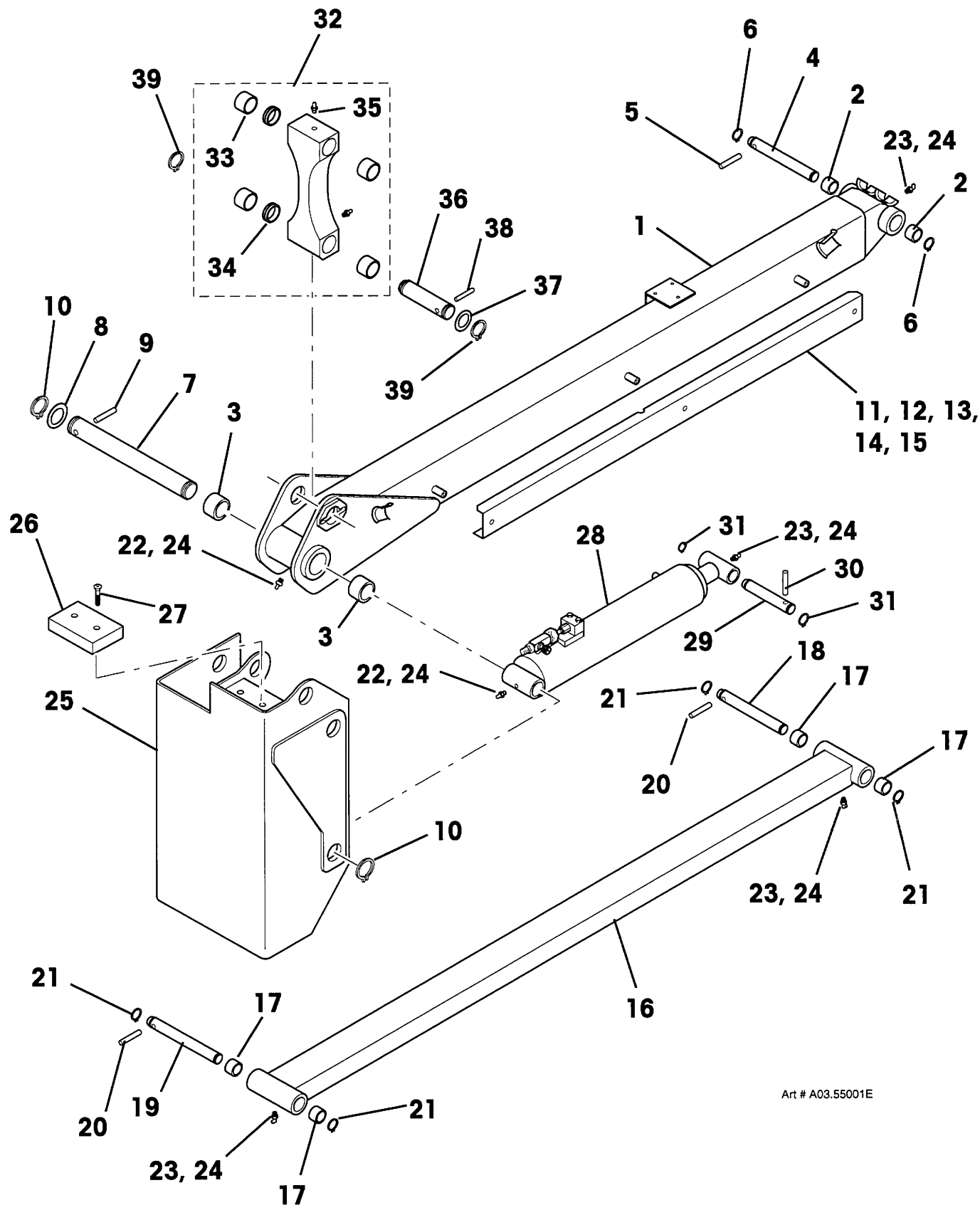
## PARTS LIST

ITEM	PART NO	SEE SECTION	DESCRIPTION	QTY.
	353 3200 354 3890		BOOM ASSEMBLY Standard version (no beacon pad or lifting lugs). Some later versions. Obsolete, use 353 3200.	1
1	353 3150		2548, special application, with beacon pad and lifting lugs.	
			BOOM WELDMENT, LOWER (with bearings)	1
	219 6720 232 2220 231 1570		For 353 3200. 1-3/8" (35 mm) hose cups at mid post end. For 354 3890. 1-1/2" (38 mm) hose cups at mid post end. For Assembly 353 3150 (with beacon pad)	
2	08-067500		BEARING, SLEEVE (2" I.D., 2-1/4" O.D., 2" long)	2
3	08-067400		BEARING, SLEEVE (2-1/2" I.D., 2-7/8" O.D., 2-1/2" long)	2
4	217 2620		PIN, LOWER BOOM (2" x 11-3/8") (at base post)	1
5	217 0300		PIN, KEEPER (straight pin, 3-5/8" [93 mm] long)	1
6	08-041100		RING, RETAINING (2")	2
7	219 7040		PIN, LOWER BOOM (2-1/2" x 22-9/16") (at mid post)	1
8	218 3510		SHIM, BOOM PIN (.0747" [2 mm] thick)	A.R.
9	230 3750		PIN, KEEPER (straight pin, 4-1/8" [105 mm] long)	1
10	08-043000		RING, RETAINING (2-1/2")	2
11	230 7610		COVER, HOSE	1
12	03-066500		GROMMET, RUBBER	1
13	10-096800		TRIM, DOOR EDGE (Bulk item, order as needed)	
			(16" [41 cm] required this application)	A.R.
14	07-096400		CAP SCREW, BUTTON HEAD (3/8"-16 x 3/4", #18-8 stainless steel)	3
15	07-062016		WASHER, FLAT (3/8")	3
16	219 7190		ARM WELDMENT, LOWER PARALLEL (with bearings)	1
17	08-067500		BEARING, SLEEVE (2" I.D., 2-1/4" O.D., 2" long)	4
18	217 2620		PIN, LOWER PARALLEL ARM (2" x 11-3/8") (at base post)	1
19	219 7060		PIN, LOWER PARALLEL ARM (2" x 12-3/4") (at mid post)	1
20	217 0300		PIN, KEEPER (straight pin, 3-5/8" [93 mm] long)	2
21	08-041100		RING, RETAINING (2")	4
22	08-051300		FITTING, GREASE (1/8", 90°)	A.R.
23	08-050000		FITTING, GREASE (1/8", straight)	A.R.
24	08-066300		CAP, GREASE FITTING (White plastic)	12
25			MID-POST WELDMENT	
	219 6890		with no lugs for lifting arm	1
	231 2680		with lugs for optional lifting arm attachment	1
26	230 2170		PAD, PLATFORM REST	1
27	07-015126		MACHINE SCREW, FLAT HEAD (5/8"-11 x 1-1/4", Grade 5)	2
28	04-037000	11.64	CYLINDER, LIFT	1
29	2197330		PIN, LIFT CYLINDER (2" x 8-3/8") (rod end)	1
30	2170300		PIN, KEEPER (straight pin, 3-5/8" [93 mm] long)	1
31	08-041100		RING, RETAINING (2")	2

TITLE **BOOM ASSEMBLY (LINK TYPE) , FALCON 2548 OR 2570**

SECTION **03.** | PLATE NO. **55** | PAGE **01** | REV. **A** | DATED **21 MAY, 1996** | PART NO.

 Simon Aerials Inc.  
10600 West Brown Deer Road  
Milwaukee Wisconsin 53224 USA  
Parts Phone 1-800-47-SIMON  
24 Hr (Machine) 414-362-8280  
Fax 414-355-3172



Art # A03.55001E

Simon Aerials Inc.  
10600 West Brown Deer Road  
Milwaukee Wisconsin 53224 USA  
Parts Phone 1-800-47-SIMON  
24 Hr (Machine) 414-362-8280  
Fax 414-355-3172

TITLE

BOOM ASSEMBLY (LINK TYPE) , FALCON 2548 OR 2570

PART  
NO.

REV.

A

DATED

21 MAY, 1996

SECTION

03.

PLATE NO.

55

PAGE

01

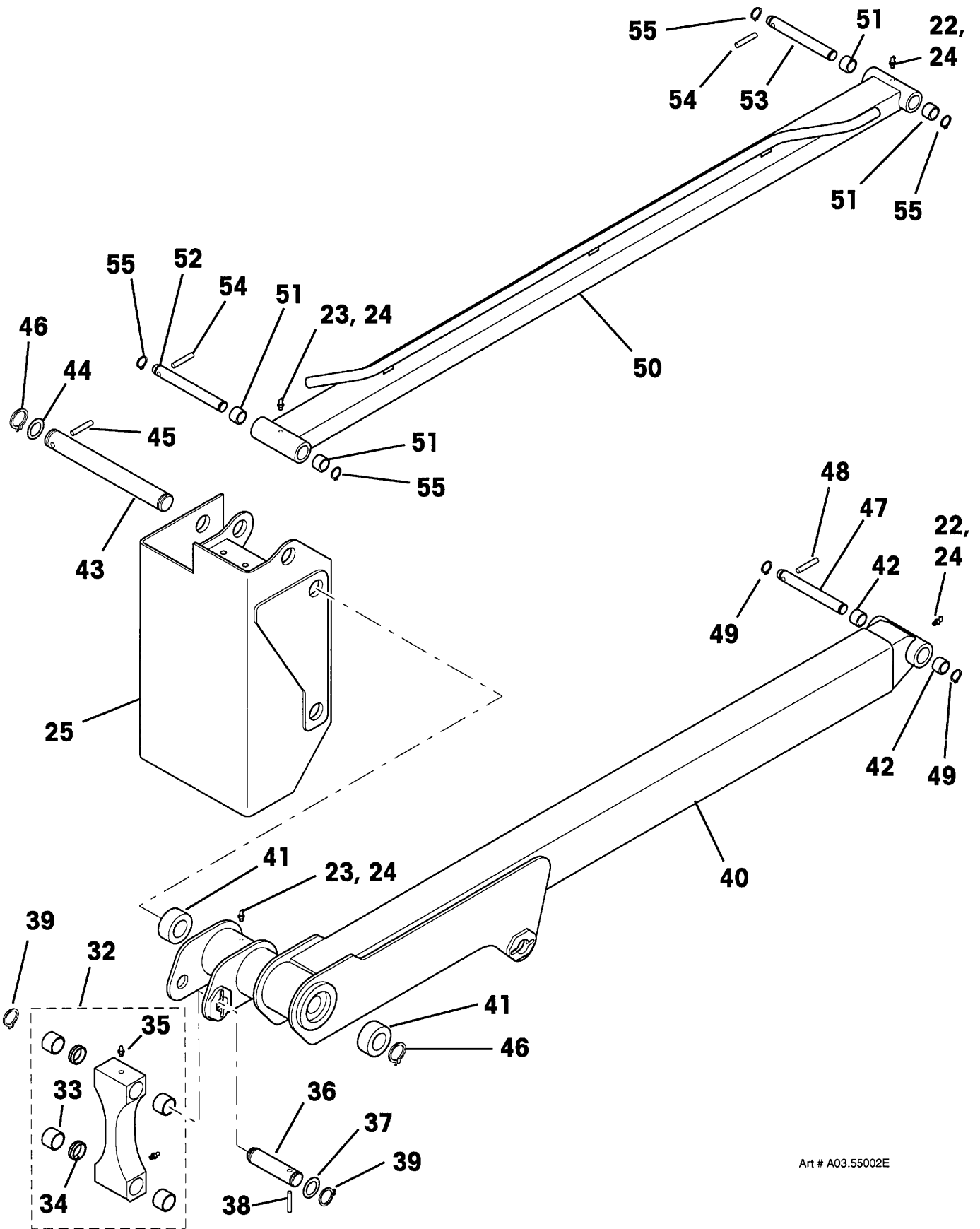
# PARTS LIST

ITEM	PART NO	SEE SECTION	DESCRIPTION	QTY.
32	219 6880		LINK ASSEMBLY, BOOM (with bearings and grease fittings)	1
33	08-067400		BEARING, SLEEVE (2-1/2" I.D., 2-7/8" O.D., 2-1/2" long)	4
34	231 0700		SPACER, BEARING	2
35	08-050000		FITTING, GREASE (1/8" NPT, straight)	2
36	219 7050		PIN, LINK (2-1/2" x 8-13/32")	2
37	218 3510		SHIM, BOOM PIN (.0747" [2 mm] thick)	A.R.
38	230 3750		PIN, KEEPER (straight pin, 4-1/8" [105 mm] long)	2
39	08-043000		RING, RETAINING (2-1/2")	4
40			BOOM WELDMENT, UPPER (with bearings)	1
41	219 5910		For Assembly 353 3200 or 354 3890.	
	231 2580		For Assembly 353 3150. Has lock pin ear on underside.	
	08-070000		BEARING, SLEEVE (lower end)	
			(2-1/2" I.D., 4-3/4" O.D., 2-1/2" long)	2
42	08-067500		BEARING, SLEEVE (upper end) (2" I.D., 2-1/4" O.D., 2" long)	2
43	219 7040		PIN, UPPER BOOM (2-1/2" x 22-9/16") (mid post end)	1
44	218 3510		SHIM, BOOM PIN (.0747" [2 mm] thick)	A.R.
45	230 3750		PIN, KEEPER (straight pin, 4-1/8" [105 mm] long)	1
46	08-043000		RING, RETAINING (2-1/2")	2
47	216 8530		PIN, UPPER BOOM (2" x 9-1/8") (platform end)	1
48	217 0300		PIN, KEEPER (straight pin, 3-5/8" [93 mm] long)	1
49	08-041100		RING, RETAINING (2")	2
50	219 7340		ARM WELDMENT, UPPER PARALLEL	1
51	08-067500		BEARING, SLEEVE (2" I.D., 2-1/4" O.D., 2" long)	4
52	219 7070		PIN, UPPER PARALLEL ARM (2" x 10-3/4") (mid post end)	1
53	216 8530		PIN, UPPER PARALLEL ARM (2" x 9-1/8") (platform end)	1
54	217 0300		PIN, KEEPER (straight pin, 3-5/8" [93 mm] long)	2
55	08-041100		RING, RETAINING (2")	4
56	03-085200		CABLE, ELECTRICAL (SJO, 2 conductor, #16 AWG) (Bulk item, order as needed. 39 Ft [11.9 M] needed here)	A.R.
57	03-085700		CABLE, ELECTRICAL (SJO, 4 conductor, #16 AWG) (Bulk item, order as needed. 7 Ft [2.1 M] needed here)	A.R.
58	03-085900		CABLE, ELECTRICAL (SJO, 3 conductor, #12 AWG) (Bulk item, order as needed. 40 Ft [12.2 M] needed here)	A.R.
59	03-505900		CABLE, ELECTRICAL (SJO, 25 conductor, #16 AWG, with PVC cover) (Bulk item, order as needed. 60 Ft [18.3 M] needed here)	A.R.
60	10-150800		SLEEVE, PLASTIC COIL (3/4" [19 mm] dia.) (Bulk item, order as needed. 3 Ft [.9 M] used earlier, 18 Ft [5.5 M] used later versions)	A.R.
61	10-150900		SLEEVE, PLASTIC COIL (1" [25 mm] dia.) (Bulk item, order as needed. 10 Ft [3.0 M] on earlier versions.	A.R.
62	09-022700		CLAMP, HOSE (2-1/4")	2
63	10-160700		PAD, INSULATOR (Neoprene, 4" x 8" x 1/8" thick)	4
	222 8570		PAD, INSULATOR (Neoprene, 3-1/4" x 3-1/4" x 1/8" thick)	2
	222 8560		PAD, INSULATOR (Neoprene, 3-1/4" x 9-1/4" x 1/8" thick)	4

TITLE **BOOM ASSEMBLY (LINK TYPE) , FALCON 2548 OR 2570**

SECTION **03.** | PLATE NO. **55** | PAGE **02** | REV. **A** | DATED **21 MAY, 1996** | PART NO.

Simon Aerials Inc.  
10600 West Brown Deer Road  
Milwaukee Wisconsin 53224 USA  
Parts Phone 1-800-47-SIMON  
24 Hr (Machine) 414-362-8280  
Fax 414-355-3172



Art # A03.55002E



Simon Aerials Inc.  
10600 West Brown Deer Road  
Milwaukee Wisconsin 53224 USA  
Parts Phone 1-800-47-SIMON  
24 Hr (Machine) 414-362-8280  
Fax 414-355-3172

TITLE

BOOM ASSEMBLY (LINK TYPE) , FALCON 2548 OR 2570

PART  
NO.

REV.

A

DATED

21 MAY, 1996

SECTION

03.

PLATE NO.

55

PAGE

02

## PARTS LIST

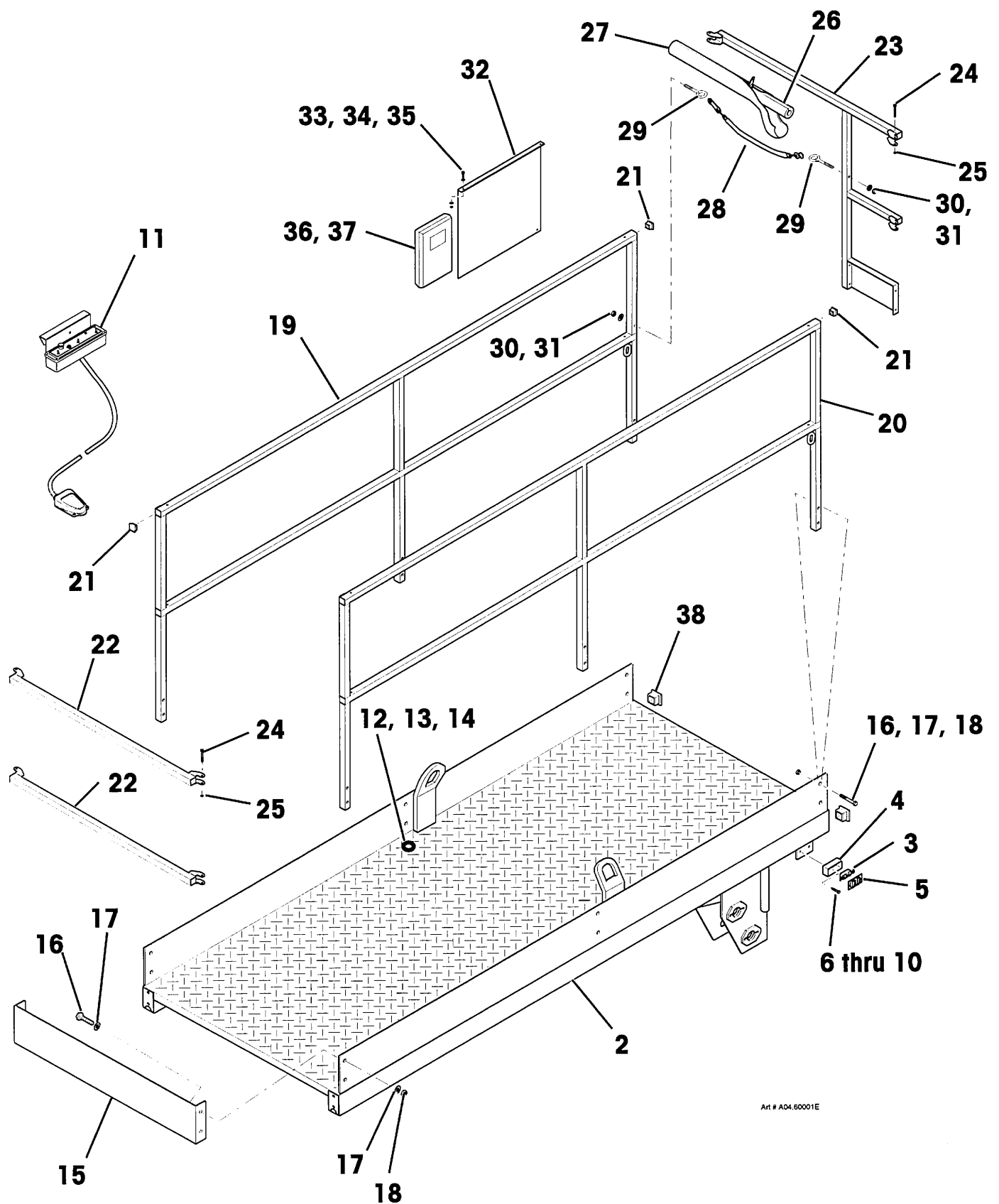
ITEM	PART NO	SEE SECTION	DESCRIPTION	QTY.
1	353 3210 353 3220		PLATFORM ASSEMBLY with solid metal floor, but <b>no</b> roll out deck (except Europe) with solid metal floor <b>and</b> roll out deck (Type 1, except Europe)	1
2	353 9670 231 5670		with solid metal floor <b>and</b> roll out deck (Type 2, except Europe) PLATFORM WELDMENT with <b>no</b> roll out deck (except Europe)	1
	231 7910 231 5671 231 7911		with <b>no</b> roll out deck (European standards) with roll out deck (except Europe) with roll out deck (European standards)	
3	03-067000		OUTLET, DUPLEX (110 Volt AC)	1
4	03-062100		BOX, DUPLEX OUTLET (weatherproof)	1
5	03-062200		COVER, DUPLEX OUTLET (weatherproof)	1
6	03-041000 03-045500		GRIP, CORD Plastic, 1/2", with .38" to .44" seal (earlier versions) 1/2", with .31" to .38" seal (later versions)	1
7	03-055500		NUT, CONDUIT LOCK (1/2")	1
8	07-003005		CAP SCREW, HEX HEAD (1/4"-20 x 1", Grade 5)	2
9	07-062014		WASHER, FLAT (1/4")	2
10	07-050014	09. - -	NUT, LOCK (1/4"-20, Grade 5)	2
11	See plate . .		CONSOLE, PLATFORM CONTROL	1
12	03-063200		GRIP, CORD (3/4", with .69" to .75" seal)	1
13	03-055600		NUT, CONDUIT LOCK (3/4")	1
14	10-167000		GROMMET, RUBBER 1-1/4" (earlier versions)	1
15	10-214500 231 6100		5/8" (later versions) KICK BOARD, PLATFORM END (without roll out deck) Earlier version	1
16	222 8530 07-003049		Later version CAP SCREW, HEX HEAD 3/8"-16 x 2", Grade 5 (earlier versions)	12
17	07-003048		3/8"-16 x 1-3/4", Grade 5 (later versions)	12
18	07-062016 07-050016		WASHER, FLAT (3/8") NUT, LOCK (3/8"-16, Grade 5)	12
19	230 9730 231 6060		RAIL WELDMENT, SIDE (right) 43-5/8" (1.1 M) high 38-3/4" (1.0 M) high	1
20	230 9730 231 6060		RAIL WELDMENT, SIDE (left) 43-5/8" (1.1 M) high 38-3/4" (1.0 M) high	1

TITLE **PLATFORM ASSEMBLY, FALCON 2548 (WITH LINK BOOM)**

SECTION **04.** | PLATE NO. **60** | PAGE **01** | REV. **A** | DATED **24 MAY, 1996** | PART NO.

 Simon Aerials Inc.  
10600 West Brown Deer Road  
Milwaukee Wisconsin 53224 USA  
Parts Phone 1-800-47-SIMON  
24 Hr (Machine) 414-362-8280  
Fax 414-355-3172





Art # A04,60001E



Simon Aerials Inc.  
10600 West Brown Deer Road  
Milwaukee Wisconsin 53224 USA  
Parts Phone 1-800-47-SIMON  
24 Hr (Machine) 414-362-8280  
Fax 414-355-3172

TITLE

PLATFORM ASSEMBLY, FALCON 2548 (WITH LINK BOOM)

PART  
NO.

REV.

A

DATED

24 MAY, 1996

SECTION


04.

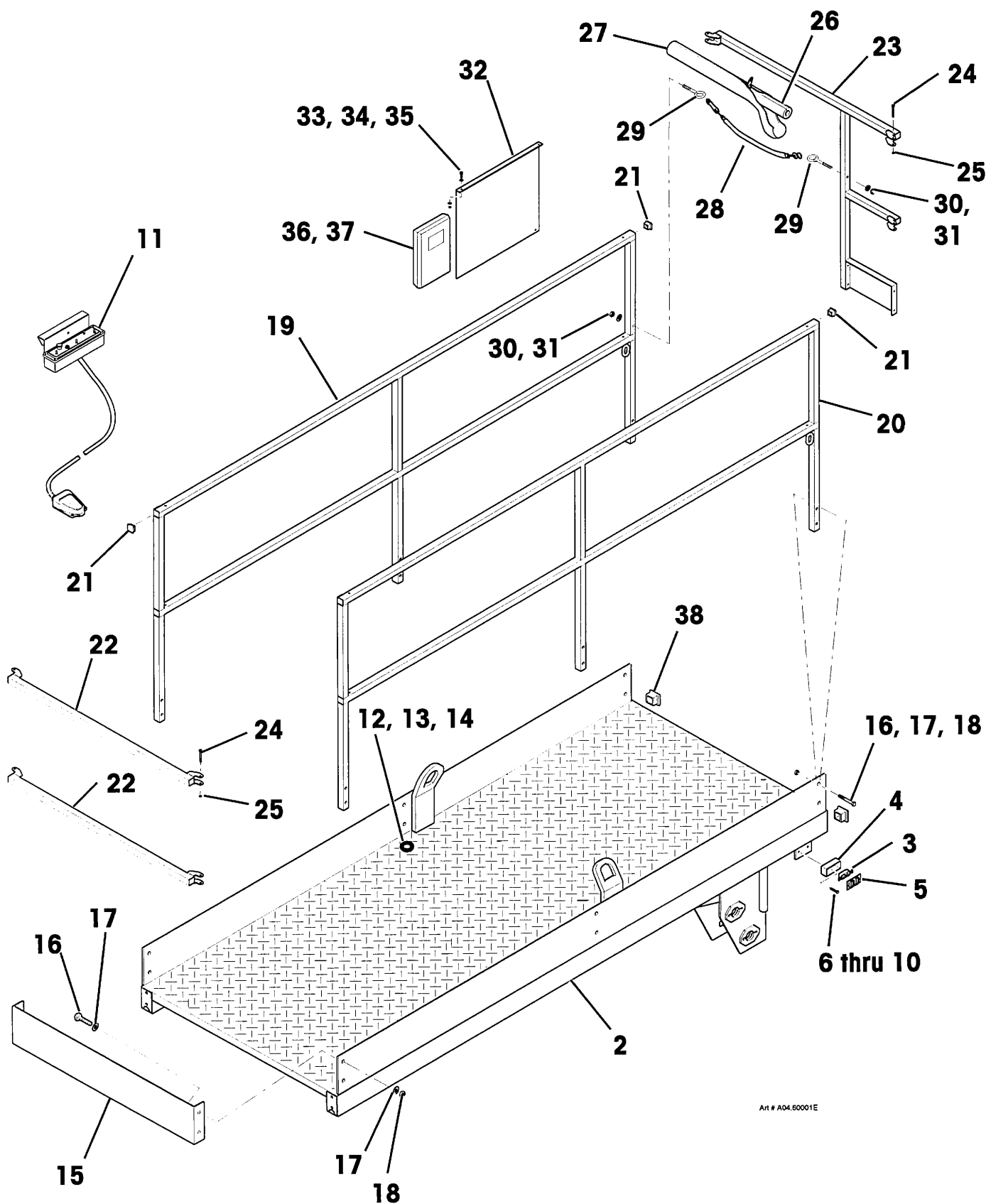
PLATE NO.

60

PAGE

01

PARTS LIST				
ITEM	PART NO	SEE SECTION	DESCRIPTION	QTY.
21	10-114100		PLATFORM ASSEMBLY (Continued) PLUG, SQUARE (Black plastic) for #16 Ga., 1-1/4" tubing (earlier versions)	8
22	07-103800		for #14 Ga., 1-1/4" tubing (later versions)	
23	231 6090		RAILING, END (without optional roll out deck extension)	2
			RAILING, ENTRY	1
	230 9970		43-3/8" (1.1 M) high	
	231 6110		39" (1.0 M) high	
24	07-003009		CAP SCREW, HEX HEAD (1/4"-20 x 2", Grade 5)	A.R.
25	07-050014		NUT, HEX LOCK (1/4"-20, Grade 5)	A.R.
26			TUBING, PIPE INSULATION	1
27			COVER, PIPE INSULATION	1
28	353 4490		CHAIN ASSEMBLY, SAFETY	1
29	07-026006		BOLT, EYE (5/16"-18) (earlier versions)	2
	11-083400		"S"-HOOK (later versions)	2
30	07-062015		WASHER, FLAT (5/16") (earlier versions)	2
31	07-050015		NUT, STOP (5/16"-18, Grade 5) (earlier versions)	2
32			PLATE, DECAL MOUNTING	1
	230 8450		15" (38.1 cm) high x 14" (35.6 cm) wide (earlier versions)	
	222 4730		16.6" (42.2 cm) high x 25" (63.5 cm) wide (later versions)	
33	07-003009		CAP SCREW, HEX HD (1/4"-20 x 2", Grade 5) (earlier versions)	3
	07-008350		CAP SCREW, HEX HD (#10-24 x 1/2", Grade 5) (later versions)	2
	07-029365		SCREW, HEX WASHER HEAD (#12-14 x 1", self drilling, with rubber seal) (later versions)	2
34	07-062014		WASHER, FLAT (1/4") (earlier versions)	3
35	07-050014		NUT, LOCK (1/4"-20, Grade 5) (earlier versions)	3
	07-050017		NUT, LOCK (#10-24, Grade 5) (later versions)	2
36	11-085200		BOX, TECHNICAL MANUAL STORAGE	1
37	07-029365		SCREW, HEX WASHER HEAD (#12-14 x 1", self drilling, with rubber seal) (earlier versions)	2
	07-085005		POP RIVET (3/16", with washer) (later versions)	4
38	10-213400		PLUG, SQUARE (Black plastic, for 2" tubing)	2
39	10-150900		SLEEVE, PLASTIC COIL (1" dia.) (Bulk item, order as needed.	
			10 ft [3.05 m] needed here)	A.R.
40	10-150800		SLEEVE, PLASTIC COIL (3/4" dia.) (Bulk item, order as needed.	
			3 ft [0.91 m] needed here)	A.R.
TITLE			PLATFORM ASSEMBLY, FALCON 2548 (WITH LINK BOOM)	
SECTION	04.	PLATE NO.	60	PAGE 02
REV.	A	DATED	24 MAY, 1996	PART NO.
		 Simon Aerials Inc. 10600 West Brown Deer Road Milwaukee Wisconsin 53224 USA Parts Phone 1-800-47-SIMON 24 Hr (Machine) 414-362-8280 Fax 414-355-3172		



Alt # A04.60001E



Simon Aerials Inc.  
10600 West Brown Deer Road  
Milwaukee Wisconsin 53224 USA  
Parts Phone 1-800-47-SIMON  
24 Hr (Machine) 414-362-8280  
Fax 414-355-3172

TITLE

PLATFORM ASSEMBLY, FALCON 2548 (WITH LINK BOOM)

PART  
NO.

REV.

A

DATED

24 MAY, 1996

SECTION

04.

PLATE NO.

60

PAGE


02

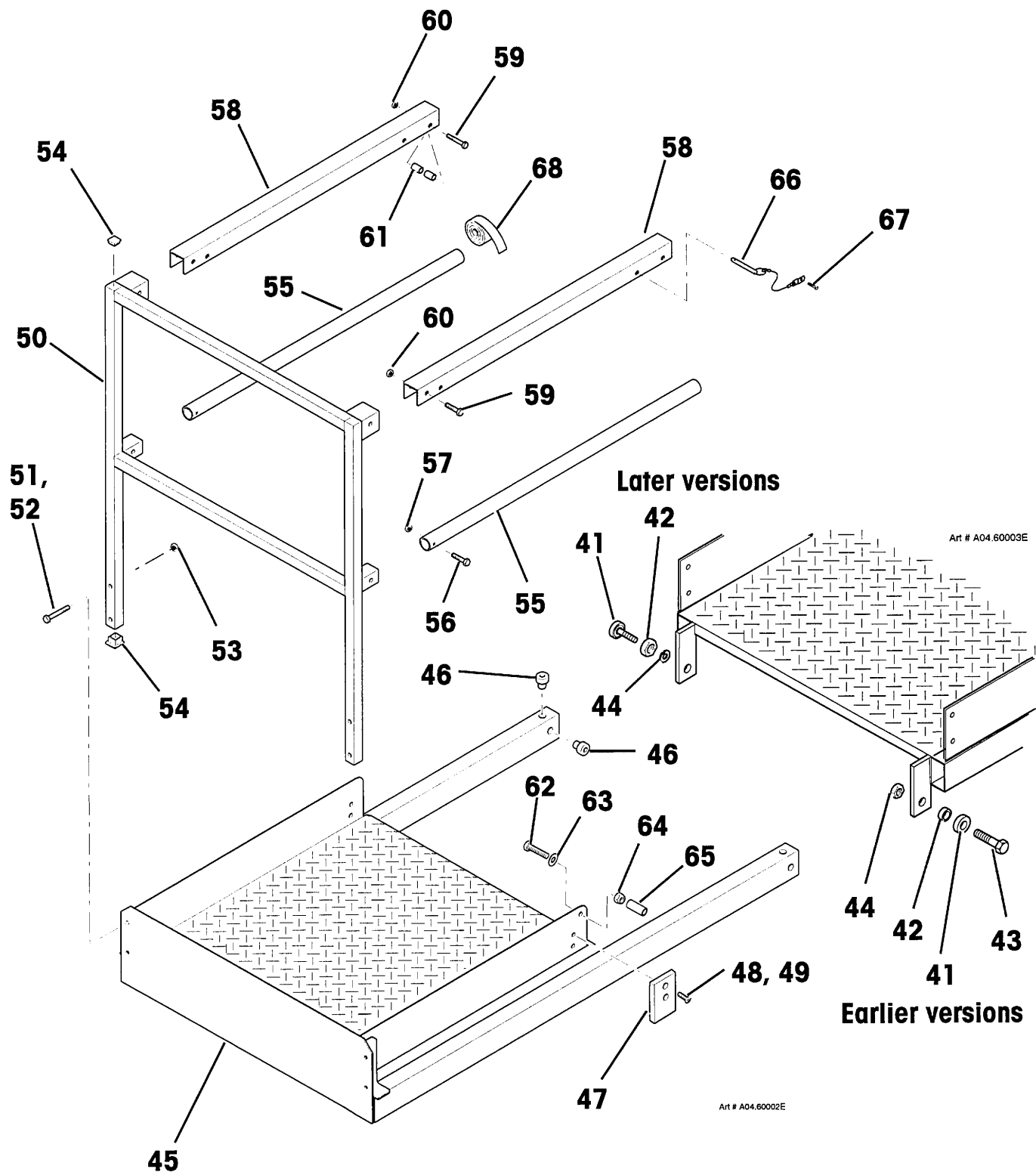
## PARTS LIST

ITEM	PART NO	SEE SECTION	DESCRIPTION	QTY.
			The following items are used <b>only</b> with the optional <b>ROLL OUT DECK EXTENSION:</b>	
41	08-074900 26-125232		BEARING, CAM FOLLOWER (1-3/8" O.D.) Earlier versions Later versions	2
42	231 5830 07-047121		SPACER, CAM ROLLER Earlier versions Later versions	2
43	07-110000		CAP SCREW, HEX HEAD (3/8"-16 x 1", Nylon) (earlier versions)	2
44	07-050016 07-065018		NUT, STOP (5/16"-18, Grade 5) (earlier versions) WASHER, HELICAL LOCK (1/2") (later versions)	2 2
45	231 5980		DECK WELDMENT, ROLL OUT (with solid metal floor)	1
46	10-165600		WASHER, SHOULDER (Nylon)	6
47			PAD, ROLLOUT DECK SLIDER (Nylon)	2
48	231 5100 222 4280		Earlier versions Later versions CAP SCREW	4
49	07-003006 07-015003 07-050014		HEX HEAD, 1/4"-20 x 1-1/4", Grade 5 (earlier versions) FLAT HEAD, 1/4"-20 x 3/4", Grade 5 (later versions) NUT, LOCK (1/4"-20, Grade 5)	4
50	230 9770 231 6070		RAIL WELDMENT, END 44" (1.1 M) high 38-3/4" (1.0 M) high	1
51	07-003049		CAP SCREW, HEX HEAD (3/8"-16 x 2", Grade 5)	4
52	07-062016 07-062015		WASHER, FLAT (3/8") (earlier versions) WASHER, FLAT (5/16") (later versions)	4 4
53	07-050016		NUT, HEX LOCK (3/8"-16)	4
54	10-114100		PLUG, SQUARE (Black plastic) for #16 Ga., 1-1/4" tubing (earlier versions)	4
55	07-103800		for #14 Ga., 1-1/4" tubing (later versions)	
56	222 4470		RAIL, MID CAP SCREW, HEX HEAD	2 2
57	07-003028 07-003029 07-050015		5/16"-18 x 1-3/4", Grade 5 (earlier versions) 5/16"-18 x 2", Grade 5 (later versions) NUT, HEX LOCK (5/16"-18)	2

TITLE **PLATFORM ASSEMBLY, FALCON 2548 (WITH LINK BOOM)**

SECTION **04.** | PLATE NO. **60** | PAGE **03** | REV. **A** | DATED **24 MAY, 1996** | PART NO.

 Simon Aerials Inc.  
10600 West Brown Deer Road  
Milwaukee Wisconsin 53224 USA  
Parts Phone 1-800-47-SIMON  
24 Hr (Machine) 414-362-8280  
Fax 414-355-3172



Simon Aerials Inc.  
10600 West Brown Deer Road  
Milwaukee Wisconsin 53224 USA  
Parts Phone 1-800-47-SIMON  
24 Hr (Machine) 414-362-8280  
Fax 414-355-3172

TITLE

PLATFORM ASSEMBLY, FALCON 2548 (WITH LINK BOOM)

PART  
NO.

REV.

A

DATED

24 MAY, 1996

SECTION

04.

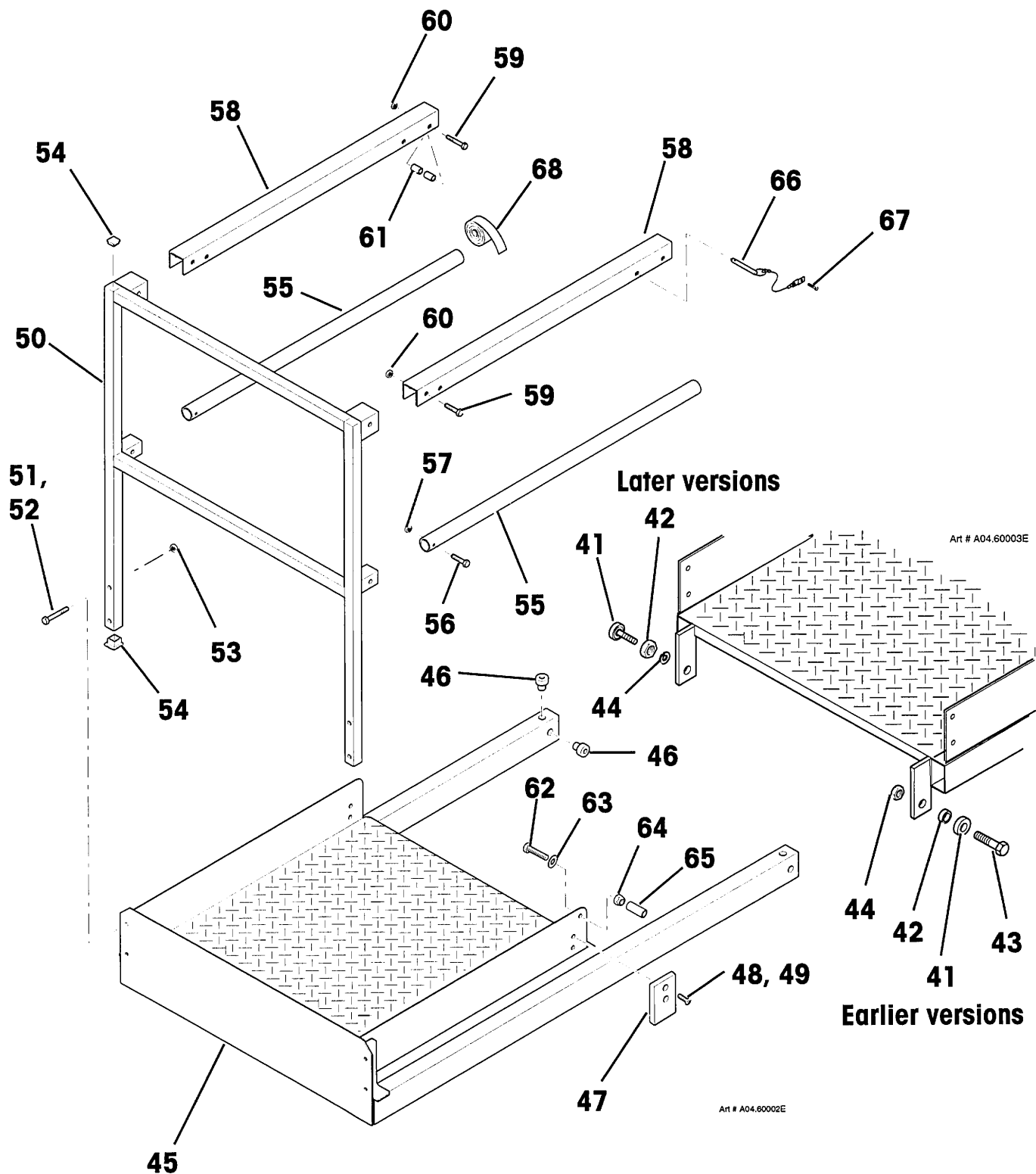
PLATE NO.

60

PAGE

03

[illegible]



Simon Aerials Inc.  
10600 West Brown Deer Road  
Milwaukee Wisconsin 53224 USA  
Parts Phone 1-800-47-SIMON  
24 Hr (Machine) 414-362-8280  
Fax 414-355-3172

TITLE

PLATFORM ASSEMBLY, FALCON 2548 (WITH LINK BOOM)

PART  
NO.

REV. A

DATED  
24 MAY, 1996

SECTION

04.

PLATE NO.

60

PAGE


04

## PARTS LIST

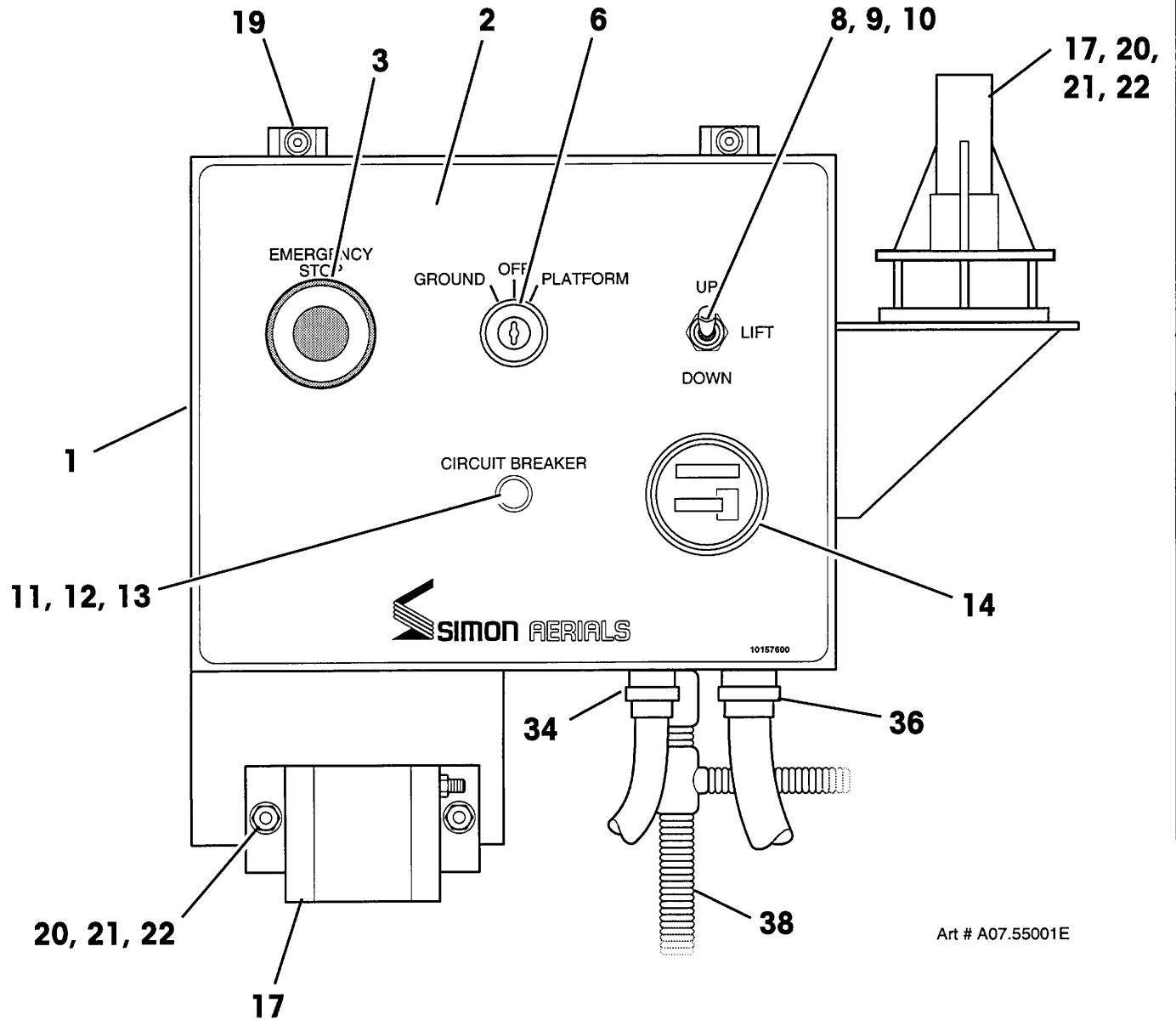
ITEM	PART NO	SEE SECTION	DESCRIPTION	QTY.
1	231 2710		BOX WELDMENT, GROUND CONTROL (Drilled, including cover)	1
2	10-157600		DECAL, GROUND CONTROL BOX English language	1
	10-154800		Japanese language	
3	03-501000		BUTTON, EMERGENCY STOP (Red, illuminated)	1
4	03-501200		LIGHT UNIT (24 Volt DC)	1
5	03-496300		BLOCK, CONTACT (normally closed)	2
6	03-496100		SWITCH, KEY OPERATED (3 position. Includes two keys.)	1
7	03-501900		BLOCK, CONTACT (2 normally open)	2
8	03-499600		SWITCH, TOGGLE (3 position, momentary contact, double pole, double throw)	1
9	03-497900		SEAL, PANEL	1
10	03-506200		SEAL, TOGGLE SWITCH (Japanese standards)	1
11	03-499700		BREAKER, CIRCUIT (15 Amp)	1
12	03-499800		SEAL, CIRCUIT BREAKER BUTTON	1
13	01-037400		"O"-RING (.351" I.D., .072" thick)	1
14	03-498800		METER, BATTERY (with hour meter)	1
15	03-498900		INSTALLATION KIT, BATTERY METER	1
16	01-225700		"O"-RING (1.989" I.D., .070" thick) (meter seal to panel)	1
17	03-487100		SENSOR, LEVEL (4.5°, 8 to 28 Volt DC, 2 second delay)	1
18	03-499900		ALARM, LEVEL WARNING (12 to 24 Volt DC, variable volume, 87 to 102 dB)	1
19	07-090156		CAP SCREW, BUTTON HEAD 1/4"-20 x 5/8", stainless steel	2
	07-098900		1/4"-20 x 1", stainless steel (used on some earlier versions)	2
20	07-003003		CAP SCREW, HEX HEAD (1/4"-20 x 3/4", Grade 5)	4
21	07-065014		WASHER, HELICAL LOCK (1/4")	4
22	07-050014		NUT, LOCK (1/4"-20, Grade 5)	4

TITLE **GROUND CONTROL BOX ASSEMBLY, FALCON 2548 (LINK BOOM)**

SECTION **07.** | PLATE NO. **55** | PAGE **01** | REV. **A** | DATED **21 MAY, 1996** | PART NO. **353 3480**

 Simon Aerials Inc.  
10600 West Brown Deer Road  
Milwaukee Wisconsin 53224 USA  
Parts Phone 1-800-47-SIMON  
24 Hr (Machine) 414-362-8280  
Fax 414-355-3172





Simon Aerials Inc.  
10600 West Brown Deer Road  
Milwaukee Wisconsin 53224 USA  
Parts Phone 1-800-47-SIMON  
24 Hr (Machine) 414-362-8280  
Fax 414-355-3172

TITLE

GROUND CONTROL BOX ASSEMBLY, FALCON 2548 (LINK BOOM)

PART NO. **353 3480**

REV. **A** DATED 21 MAY, 1996

SECTION **07.**

PLATE NO. **55**

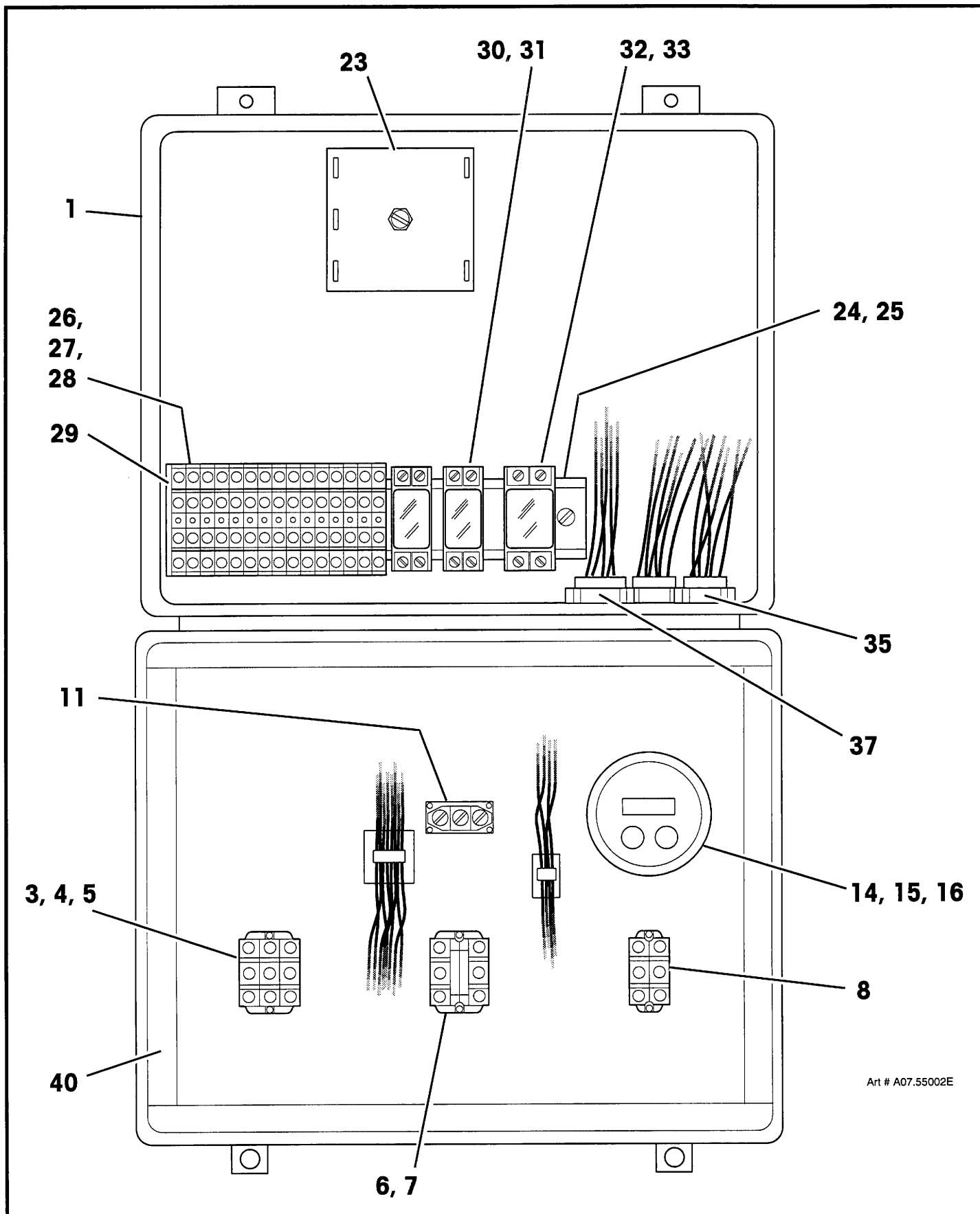
PAGE **01**

[illegible]

SECTION	07.	PLATE NO.	55	PAGE	02	REV.	A	DATED	21 MAY, 1996	PART NO.	353 3480
---------	-----	-----------	----	------	----	------	---	-------	--------------	----------	----------



**Simon Aerials Inc.**  
10600 West Brown Deer Road  
Milwaukee Wisconsin 53224 USA  
Parts Phone 1-800-47-SIMON  
24 Hr (Machine) 414-362-8280  
Fax 414-355-3172



Simon Aerials Inc.  
10600 West Brown Deer Road  
Milwaukee Wisconsin 53224 USA  
Parts Phone 1-800-47-SIMON  
24 Hr (Machine) 414-362-8280  
Fax 414-355-3172

TITLE

GROUND CONTROL BOX ASSEMBLY, FALCON 2548 (LINK BOOM)

PART  
NO.

353 3480

REV.

A

DATED

21 MAY, 1996

SECTION

07.

PLATE NO.

55

PAGE


02

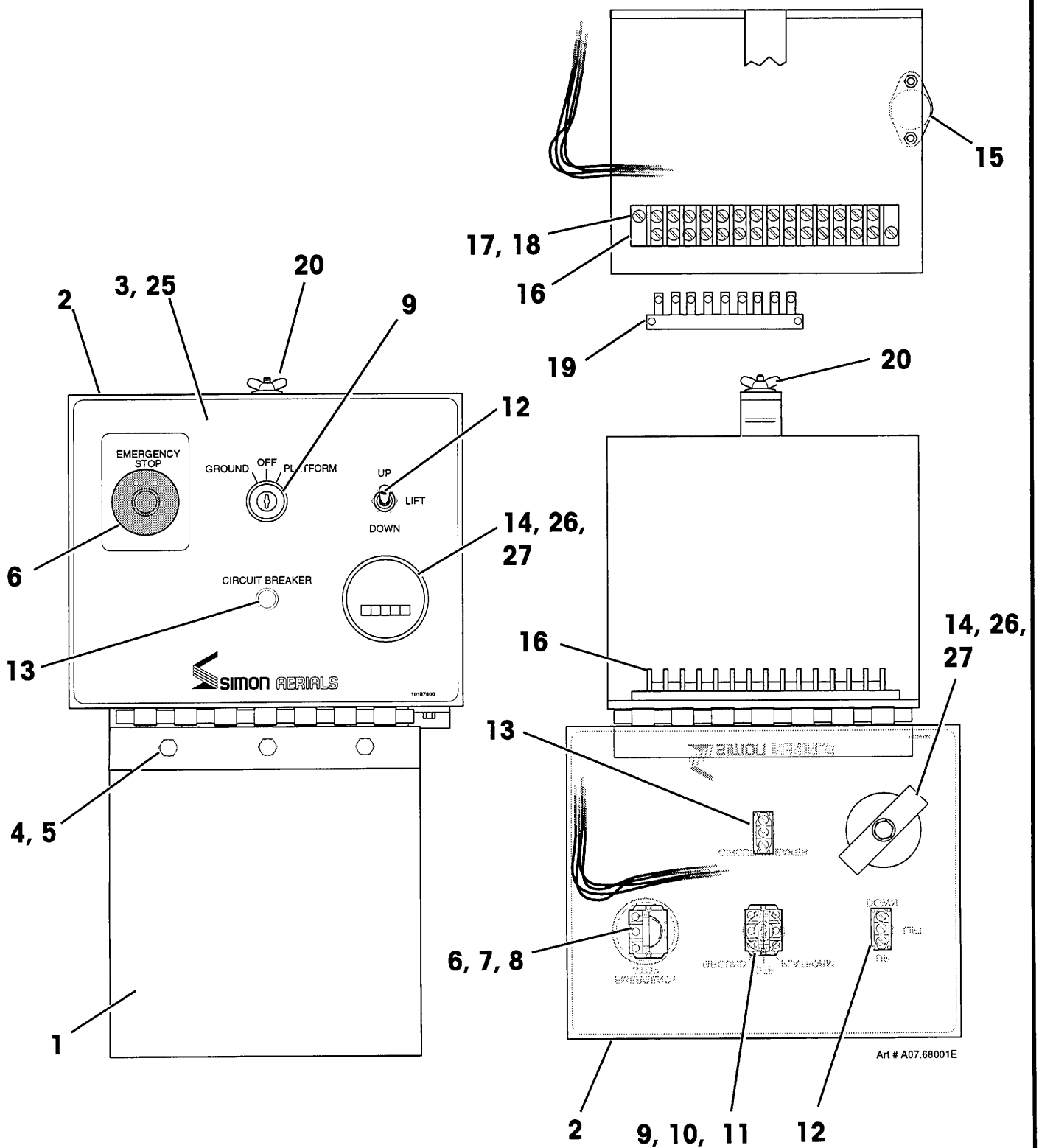
## PARTS LIST

ITEM	PART NO	SEE SECTION	DESCRIPTION	QTY.
1			FRAME WELDMENT, GROUND CONTROL (Ref. only. Part of Undercarriage weldment.)	
2	231 5370		COVER, GROUND CONTROL (includes hinge and decal)	1
3	10-157600		DECAL, GROUND CONTROL BOX (English language)	1
4	07-011344		MACHINE SCREW, PAN HEAD (#8-32 x 3/4", Grade 2)	3
5	07-050009		NUT, LOCK (#8-32, Grade 5)	3
6	03-702000		BUTTON, EMERGENCY STOP (Red, "pull to release" style)	1
7	03-454900		BASE, CONTACT BLOCK	1
8	03-437300		BLOCK, CONTACT (normally closed)	2
9	03-486500		SWITCH, KEY OPERATED (3 position. Includes two keys.)	1
10	03-454900		BASE, CONTACT BLOCK	1
11	03-437200		BLOCK, CONTACT (normally open)	1
12	03-020500		SWITCH, TOGGLE (3 position, momentary contact, single pole, double throw)	1
13	03-604700		BREAKER, CIRCUIT (12 Volt, 15 Amp)	1
14	03-492300		METER, HOUR (12 to 24 Volt DC, solid state)	1
15	03-467900		ALARM, DESCENT (20 to 28 Volt DC, variable volume, 75 dB, 0.5 sec. pulse)	1
16	03-468700		STRIP, TERMINAL (solid 14 conductor barrier type)	1
17	07-011335		MACHINE SCREW, PAN HEAD (#6-32 x 1/2")	2
18	07-050007		NUT, STOP (#6-32, Grade 5)	2
19	216 2330		STRIP ASSEMBLY, FANNING	1
20	07-056014		NUT, WING (1/4"-20, Grade 5)	1
21	231 7430		HARNESS, WIRE	1
22	03-085600		CABLE, ELECTRICAL (SJO, 12 conductor, #16 AWG) (Bulk item. 51 ft [15.54 m] required this application)	A.R.
23	03-085900		CABLE, ELECTRICAL (SJO, 3 conductor, #12 AWG) (Bulk item. 30 ft [9.15 m] required this application)	A.R.
24	03-086200		CABLE, ELECTRICAL (SJO, 2 conductor, #16 AWG) (Bulk item. 7 ft [2.13 m] required this application)	A.R.
			The following optional items <b>are not</b> included with the Ground Control Box Assembly:	
25	10-162800		DECAL, GROUND CONTROL BOX German language	1
	10-154800		Japanese language	
26	03-498800		METER, BATTERY (with hour meter)	1
27	03-498900		INSTALLATION KIT, BATTERY METER	1

TITLE **GROUND CONTROL BOX ASSEMBLY, FALCON 2548 (LINK BOOM)**

SECTION **07.** | PLATE NO. **68** | PAGE **01** | REV. - | DATED 21 MAY, 1996 | PART NO. **353 9710**

 Simon Aerials Inc.  
10600 West Brown Deer Road  
Milwaukee Wisconsin 53224 USA  
Parts Phone 1-800-47-SIMON  
24 Hr (Machine) 414-362-8280  
Fax 414-355-3172



Art # A07.68001E



Simon Aerials Inc.  
10600 West Brown Deer Road  
Milwaukee Wisconsin 53224 USA  
Parts Phone 1-800-47-SIMON  
24 Hr (Machine) 414-362-8280  
Fax 414-355-3172

TITLE

GROUND CONTROL BOX ASSEMBLY, FALCON 2548 (LINK BOOM)

PART NO.

353 9710

REV. -

DATED  
21 MAY, 1996

SECTION

07.

PLATE NO.

68

PAGE

01


## PARTS LIST

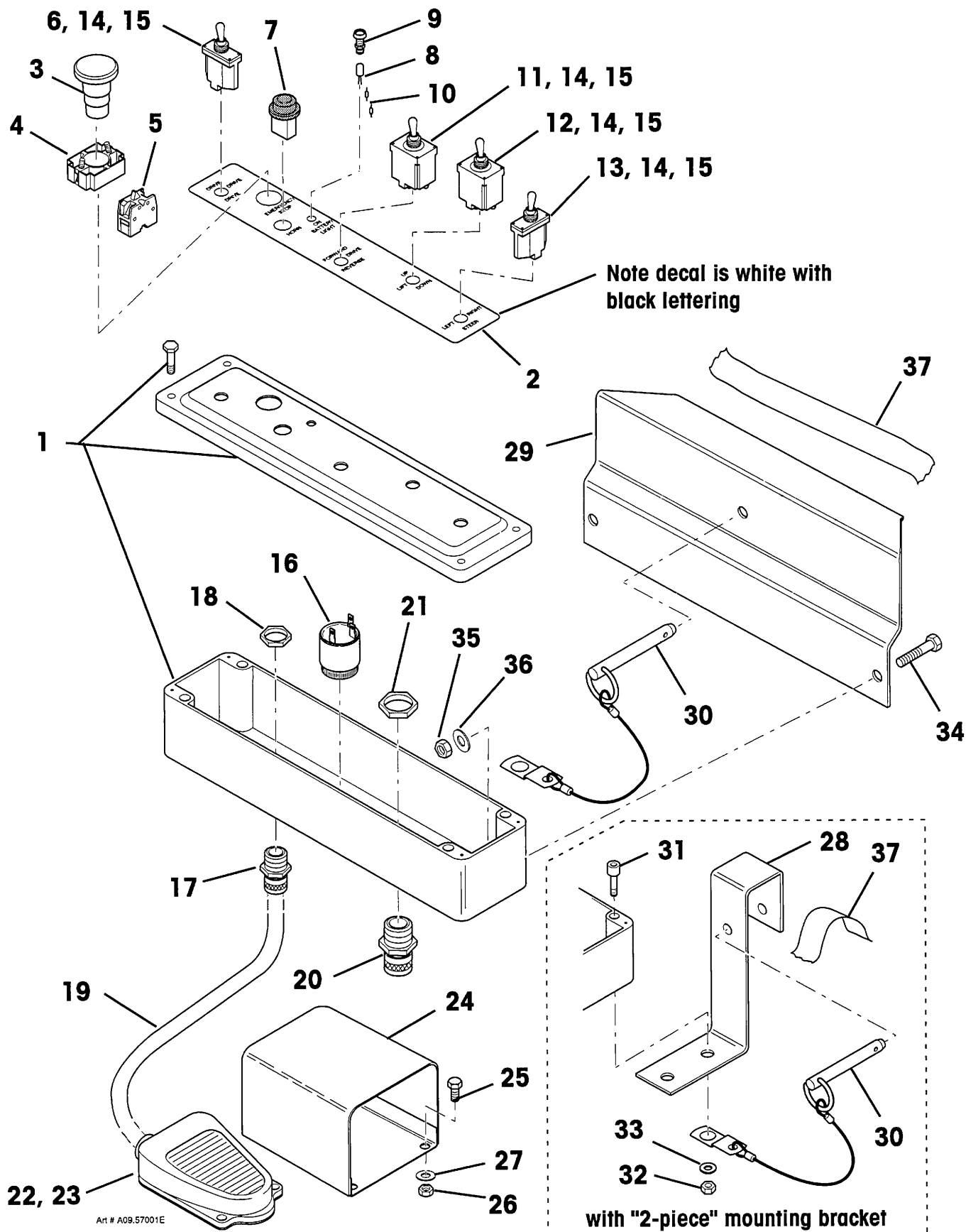
ITEM	PART NO	SEE SECTION	DESCRIPTION	QTY.
	3533030		CONSOLE, PLATFORM CONTROL (Type 1) <b>Note:</b> The "Type 1" control uses a decal with <b>Black lettering</b> on a White background. See Parts Plate 09.60 for "Type 2" control, which has white lettering on a black decal.	
1			BOX, JUNCTION (13-1/4" x 3-1/8" x 2-5/8". Includes cover.)	1
	03-436400		Undrilled box. Must be drilled to fit this application.	1
	231 5120		Drilled to fit this application. Please specify if <b>drilling for "one piece" mounting bracket 222 4490</b> is required.	1
2	10-121700		DECAL, PLATFORM CONTROL (English language)	1
	10-146300		DECAL, PLATFORM CONTROL (German language)	1
3	03-409800		BUTTON, EMERGENCY STOP (Red, "twist to release" type)	1
	03-706100		BUTTON, EMERGENCY STOP (Red "pull to release" type)	1
4	03-454900		BASE, SWITCH MOUNTING	
5	03-437300		BLOCK, CONTACT (normally closed)	1
6	03-020400		SWITCH, TOGGLE (Lift/ Drive speed) (2 position, maintained contact, single pole)	1
7	03-020300		SWITCH, PUSH BUTTON (for optional horn)	1
8			DIODE, BLINKING (for optional "Low battery" indicator)	
	03-481200		Red, 1.75 mm (.069") diameter	1
	03-506400		Red, 10 mm (.39") diameter	1
9	03-481300		HOLDER, PANEL MOUNT (for 1.75 mm diode)	1
	03-506500		HOLDER, PANEL MOUNT (for 10 mm diode)	1
10	03-481100		RESISTOR (470 Ohm) (for 1.75 mm diode)	2
	03-506600		RESISTOR (100 Ohm, 1/4 Watt) (for 10 mm diode)	2
11	03-026800		SWITCH, TOGGLE (Drive) (3 position, momentary contact, double pole)	1
12	03-020500		SWITCH, TOGGLE (Lift) (3 position, momentary contact, single pole)	1
13	03-020500		SWITCH, TOGGLE (Steer) (3 position, momentary contact, single pole)	1
14	03-497900		SEAL, PANEL	4
15	03-506200		SEAL, TOGGLE SWITCH (option)	4

TITLE

PLATFORM CONTROL ASSEMBLY, FALCON 2034/ 2548

SECTION **09.** | PLATE NO. **57** | PAGE **01** | REV. - | DATED 22 NOV., 1993 | PART NO. **353 3030**


 Simon Aerials Inc.  
 10600 West Brown Deer Road  
 Milwaukee Wisconsin 53224 USA  
 Parts Phone 1-800-47-SIMON  
 24 Hr (Machine) 414-362-8280  
 Fax 414-355-3172



Simon Aerials Inc.  
10600 West Brown Deer Road  
Milwaukee Wisconsin 53224 USA  
Parts Phone 1-800-47-SIMON  
24 Hr (Machine) 414-362-8280  
Fax 414-355-3172

TITLE

PLATFORM CONTROL ASSEMBLY, FALCON 2034/ 2548

PART NO.

353 3030

REV.

DATED

22 NOV., 1993

SECTION

09.

PLATE NO.

57

PAGE

01


## PARTS LIST

ITEM	PART NO	SEE SECTION	DESCRIPTION	QTY.
16	03-479300		ALARM, TILT (60 to 80 db)	1
17	03-700400		GRIP, CORD (1/2", .236" to .434" dia.)	1
18	03-055500		NUT, CONDUIT LOCK (1/2", sealing)	1
19	03-085200		CABLE, ELECTRICAL (SJO, 2 conductor, #16 AWG) (Bulk item, order as needed. 5-1/2 ft [1.7 m] required here)	A.R.
20	03-700500		GRIP, CORD (3/4", .545" to .708" dia.)	1
21	03-055600		NUT, CONDUIT LOCK (3/4")	1
22	03-700700		SWITCH, FOOT OPERATED	1
23	03-465602		MICROSWITCH	1
24	03-612300		GUARD, FOOT SWITCH (Option. Includes hardware)	1
25	07-008354		CAP SCREW, SOCKET HEAD (#10-24 x 1-1/4")	4
26			NUT, HEX (#10-24)	4
27	07-062011		WASHER, FLAT (#10)	4
28	2161460		BRACKET, CONTROL CONSOLE (optional with Item 29)	2
29	2224490		BRACKET, CONTROL CONSOLE (optional with Item 28)	1
30	11-082100		PIN, HITCH (5/16" x 2-1/2", with 6" lanyard)	1
31	07-008354		CAP SCREW, SOCKET HEAD (#10-24 x 1-1/4", Grade 8) (for "two piece" mounting brackets 216 1460)	4
32	07-050011		NUT, LOCK (#10-24, Grade 2) (for bracket 216 1460)	4
33	07-062011		WASHER, FLAT (#10) (for bracket 216 1460)	8
34	07-003006		CAP SCREW, HEX HEAD (1/4"-20 x 1-1/4", Grade 8) (for "one piece" mounting bracket 222 4490)	2
35	07-050014		NUT, LOCK (1/4"-20, Grade 5) (for bracket 222 4490)	2
36	07-060014		WASHER, FLAT (1/4") (for bracket 222 4490)	4
37	10-161900		TAPE, POLYETHYLENE (Pressure sensitive, 1-1/8" wide) (Bulk item, order as needed)	A.R.

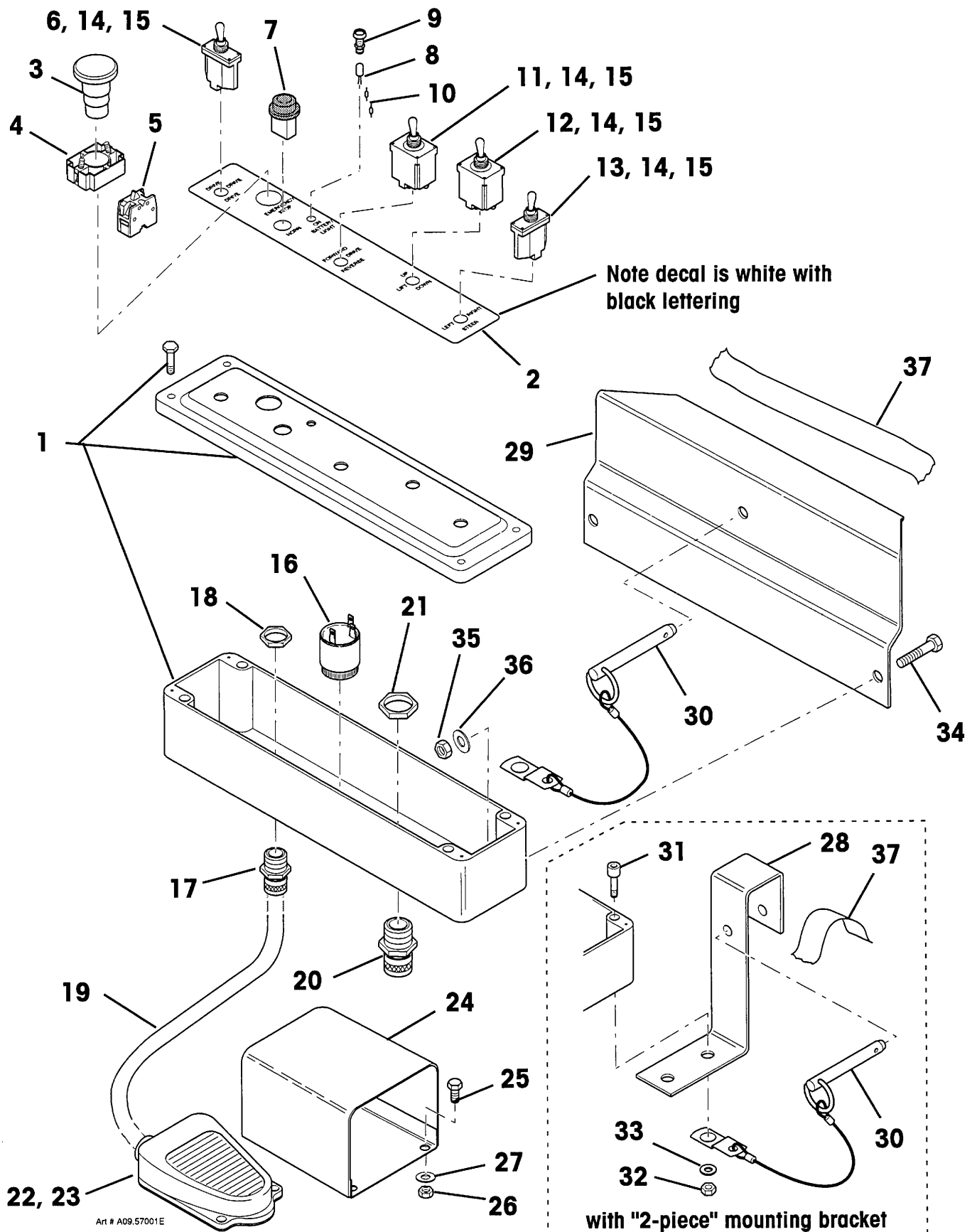
TITLE

PLATFORM CONTROL ASSEMBLY, FALCON 2034/ 2548

SECTION **09.** | PLATE NO. **57** | PAGE **02** | REV. - | DATED 22 NOV., 1993 | PART NO. **353 3030**

 Simon Aerials Inc.  
10600 West Brown Deer Road  
Milwaukee Wisconsin 53224 USA  
Parts Phone 1-800-47-SIMON  
24 Hr (Machine) 414-362-8280  
Fax 414-355-3172





Simon Aerials Inc.  
10600 West Brown Deer Road  
Milwaukee Wisconsin 53224 USA  
Parts Phone 1-800-47-SIMON  
24 Hr (Machine) 414-362-8280  
Fax 414-355-3172

TITLE

PLATFORM CONTROL ASSEMBLY, FALCON 2034/ 2548

PART NO.

353 3030

REV.

DATED

22 NOV., 1993

SECTION

09.

PLATE NO.

57

PAGE

02


## PARTS LIST

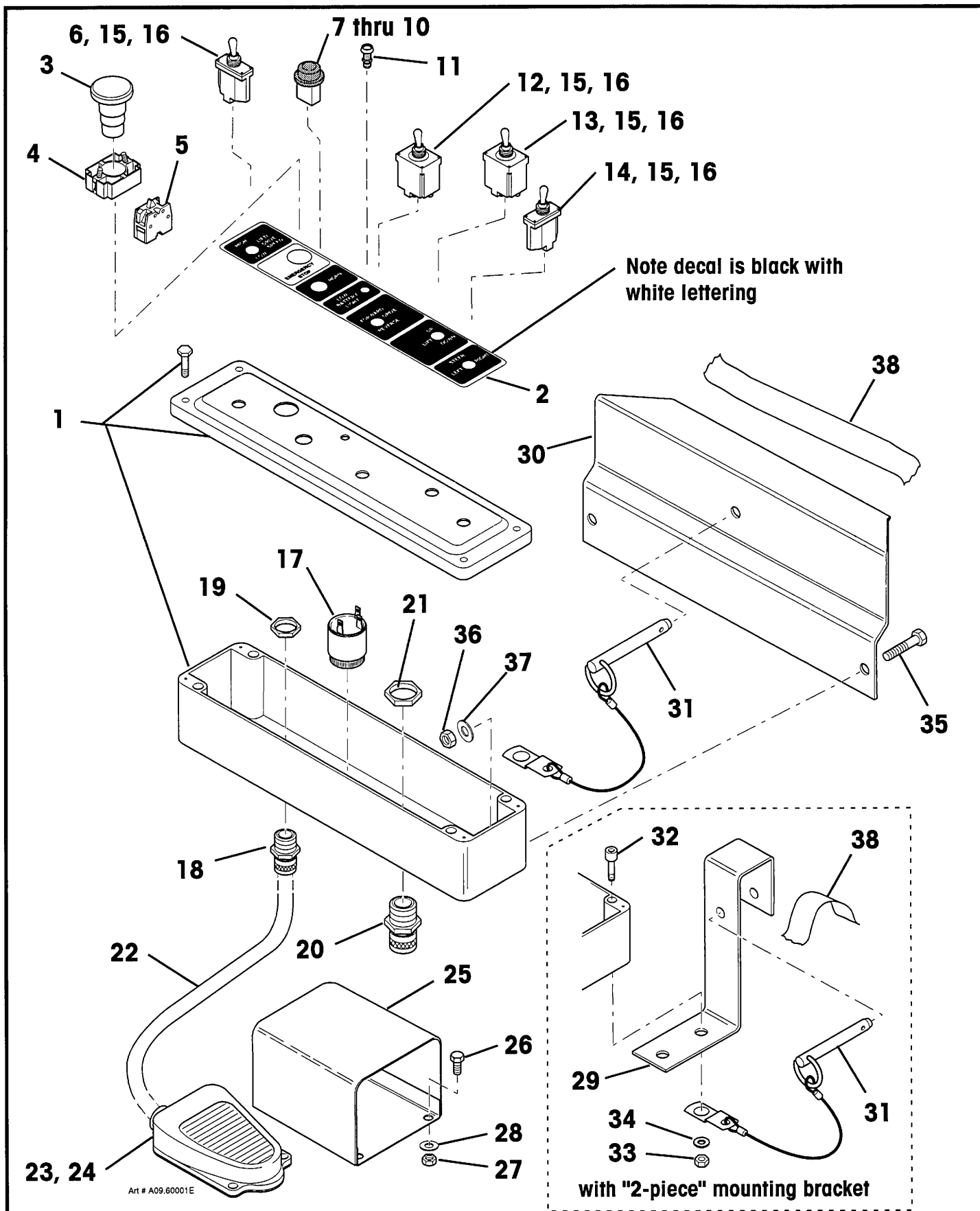
ITEM	PART NO	SEE SECTION	DESCRIPTION	QTY.
	353 4710		CONSOLE, PLATFORM CONTROL (Type 2) <b>Note:</b> The "Type 2" control uses a decal with <b>White lettering</b> on a Black background. See Parts Plate 09.57 for "Type 1" control, which has black lettering on a white decal.	
1			BOX, JUNCTION (13-1/4" x 3-1/8" x 2-5/8". Includes cover.)	1
	03-436400 231 5330		Undrilled box. Must be drilled to fit this application. Drilled to fit this application. Please specify if <b>drilling for "one piece" mounting bracket 222 4490</b> is required.	1 1
2			DECAL, PLATFORM CONTROL (English language) Decal has white lettering on black background, and: area surrounding Emergency Stop button is <b>yellow</b>	1 1
	No Part No.		area surrounding Emergency Stop button is also <b>black</b> (Obsolete style. Replace with Part No.10-165000.)	1
3	03-409800		BUTTON, EMERGENCY STOP (Red, "twist to release" type)	1
4	03-706100		BUTTON, EMERGENCY STOP (Red "pull to release" type)	1
5	03-454900		BASE, SWITCH MOUNTING	1
5	03-437300		BLOCK, CONTACT (normally closed)	1
6	03-020400		SWITCH, TOGGLE (Lift/ Drive speed) (2 position, maintained contact, single pole, single throw)	1
7	03-402500		SWITCH, PUSH BUTTON (for optional horn)	1
8	03-402800		PUSH BUTTON (Blue)	1
9	03-402600		BEZEL, PUSH BUTTON	1
10	10-151000		CAP, PUSH BUTTON (Black)	1
11	03-701300		DIODE, BLINKING (for optional "Low battery" indicator) (Red [24 Volt DC])	1
12	03-026800		SWITCH, TOGGLE (Drive) (3 position, momentary contact, double pole)	1
13	03-020500		SWITCH, TOGGLE (Lift) (3 position, momentary contact, single pole)	1
14	03-020500		SWITCH, TOGGLE (Steer) (3 position, momentary contact, single pole)	1
15	03-497900		SEAL, PANEL	4
16	03-506200		SEAL, TOGGLE SWITCH (option)	4

TITLE

PLATFORM CONTROL ASSEMBLY, FALCON 2034/ 2548

SECTION **09.** | PLATE NO. **60** | PAGE **01** | REV. - | DATED 22 NOV., 1993 | PART NO. **353 4710**

 Simon Aerials Inc.  
10600 West Brown Deer Road  
Milwaukee Wisconsin 53224 USA  
Parts Phone 1-800-47-SIMON  
24 Hr (Machine) 414-362-8280  
Fax 414-355-3172



Simon Aerials Inc.  
10600 West Brown Deer Road  
Milwaukee Wisconsin 53224 USA  
Parts Phone 1-800-47-SIMON  
24 Hr (Machine) 414-362-8280  
Fax 414-355-3172

TITLE

PLATFORM CONTROL ASSEMBLY, FALCON 2034/ 2548

PART NO. 353 4710

REV. -

DATED 22 NOV., 1993

SECTION

09.

PLATE NO.

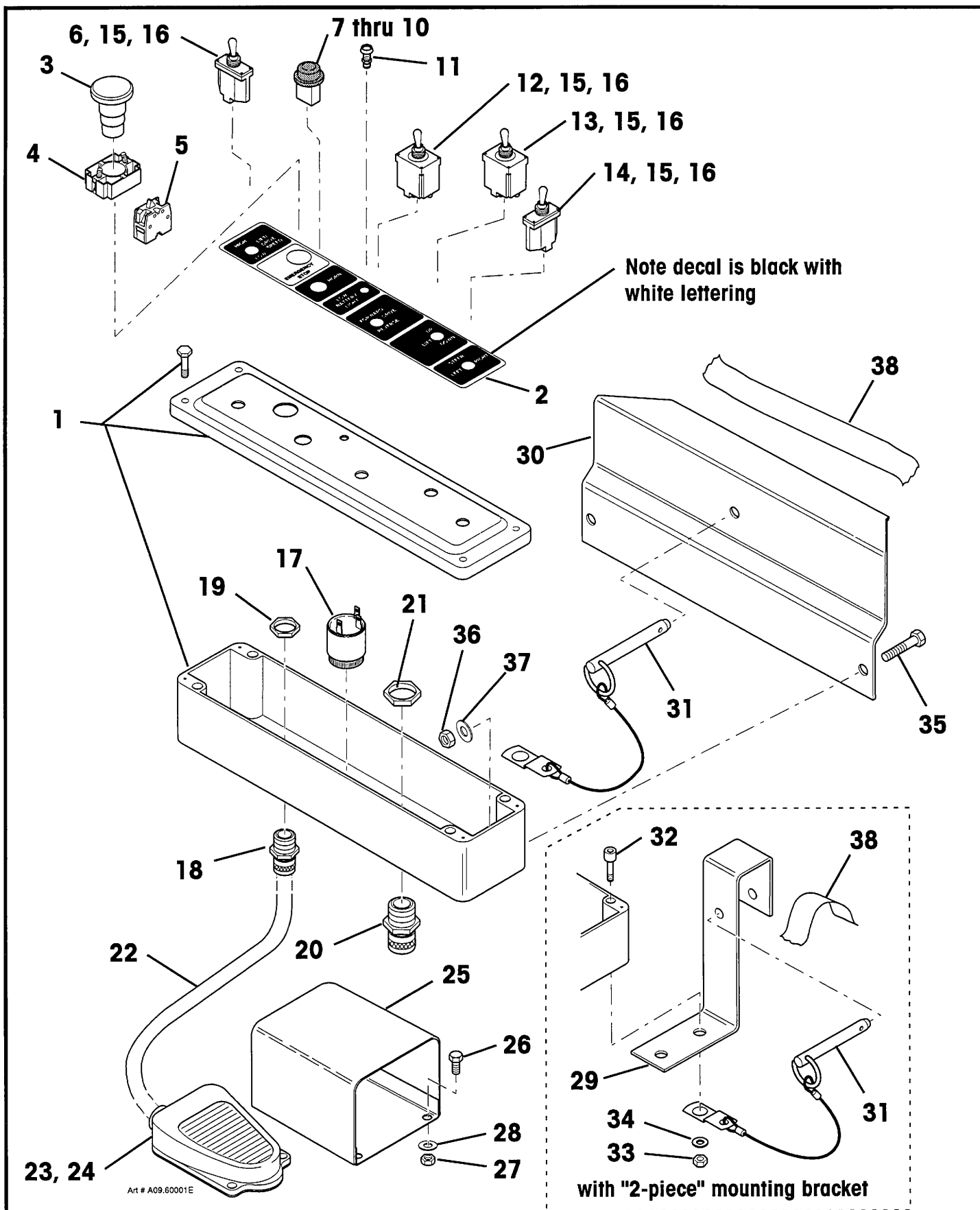
60

PAGE

01

PARTS LIST				
ITEM	PART NO	SEE SECTION	DESCRIPTION	QTY.
17	03-479300		ALARM, TILT (60 to 80 db)	1
18	03-700400		GRIP, CORD (1/2", .236" to .472" dia.)	1
19	03-055500		NUT, CONDUIT LOCK (1/2")	1
20	03-700500		GRIP, CORD (3/4", with .55 to .71" dia. seal)	1
21	03-055600		NUT, CONDUIT LOCK (3/4")	1
22	03-085200		CABLE, ELECTRICAL (SJO, 2 conductor, #16 AWG)	
			(Bulk item, order as needed. 5-1/2 ft [1.7 m] required here)	A.R.
23	03-700700		SWITCH, FOOT OPERATED	1
24	03-465602		MICROSWITCH	1
25	03-612300		GUARD, FOOT SWITCH (Option. Includes hardware)	1
26	07-008354		CAP SCREW, SOCKET HEAD (#10-24 x 1-1/4")	4
27			NUT, HEX (#10-24)	4
28	07-062011		WASHER (#10)	4
29	216 1460		BRACKET, CONTROL CONSOLE (optional with Item 30)	2
30	222 4490		BRACKET, CONTROL CONSOLE (optional with Item 29)	1
31	11-082100		PIN, HITCH (5/16" x 2-1/2", with 6" lanyard)	1
32	07-008354		CAP SCREW, SOCKET HEAD (#10-24 x 1-1/4", Grade 8)	
			(for "two piece" mounting brackets 216 1460)	4
33	07-050011		NUT, LOCK (#10-24, Grade 2) (for bracket 216 1460)	4
34	07-062011		WASHER, FLAT (#10) (for bracket 216 1460)	8
35	07-003006		CAP SCREW, HEX HEAD (1/4"-20 x 1-1/4", Grade 8)	
			(for "one piece" mounting bracket 222 4490)	2
36	07-050014		NUT, LOCK (1/4"-20, Grade 5) (for bracket 222 4490)	2
37	07-060014		WASHER, FLAT (1/4") (for bracket 222 4490)	4
38	10-161900		TAPE, POLYETHYLENE (Pressure sensitive, 1-1/8" wide)	
			(Bulk item, order as needed)	A.R.
TITLE			PLATFORM CONTROL ASSEMBLY, FALCON 2034/ 2548	
SECTION	09.	PLATE NO. 60	PAGE 02	REV. - DATED 22 NOV., 1993 PART NO. 353 4710


 Simon Aerials Inc.  
 10600 West Brown Deer Road  
 Milwaukee Wisconsin 53224 USA  
 Parts Phone 1-800-47-SIMON  
 24 Hr (Machine) 414-362-8280  
 Fax 414-355-3172



Simon Aerials Inc.  
10600 West Brown Deer Road  
Milwaukee Wisconsin 53224 USA  
Parts Phone 1-800-47-SIMON  
24 Hr (Machine) 414-362-8280  
Fax 414-355-3172

TITLE

PLATFORM CONTROL ASSEMBLY, FALCON 2034/ 2548

PART NO. 353 4710

REV. -

DATED 22 NOV., 1993

SECTION

09.

PLATE NO.

60

PAGE


02

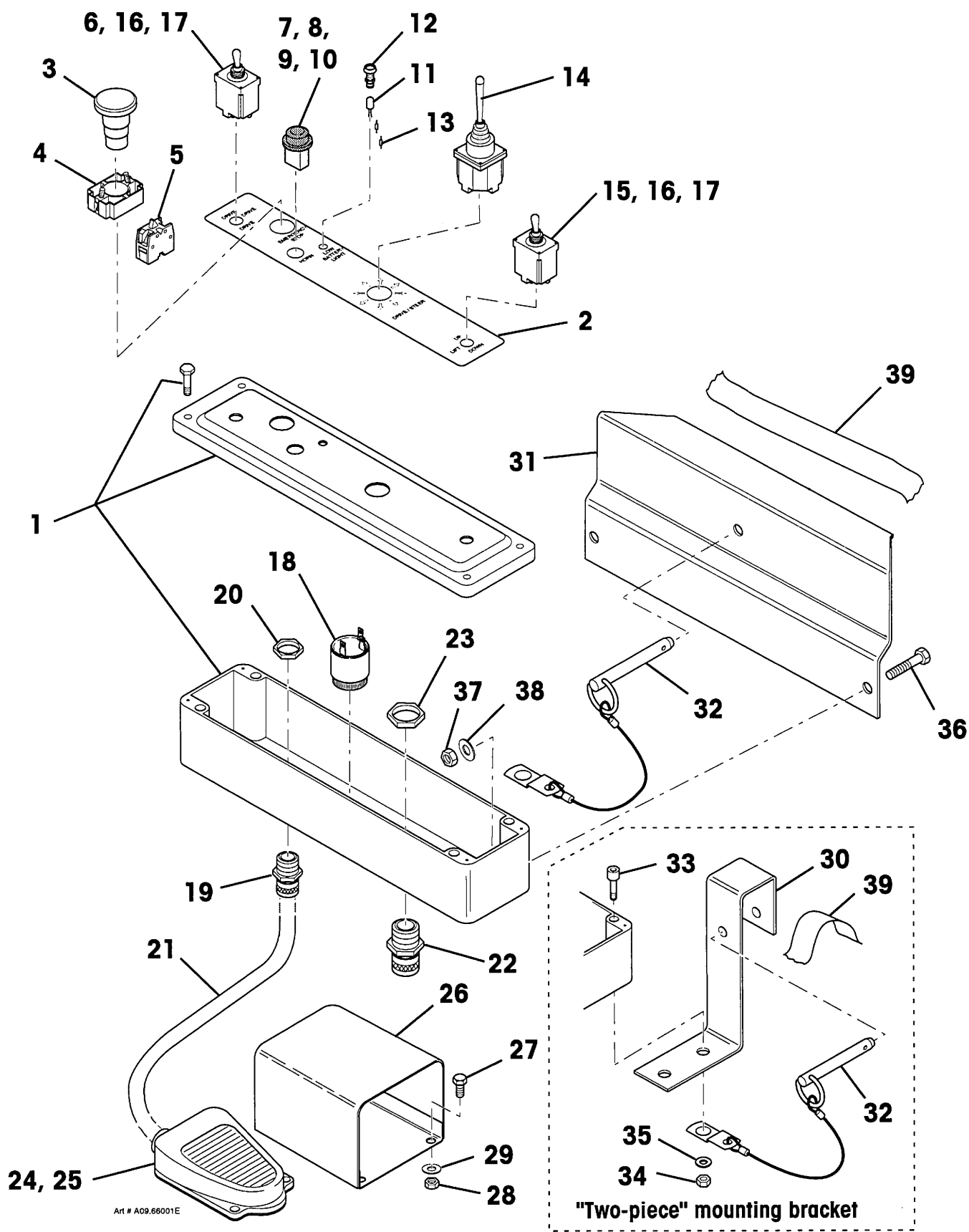
## PARTS LIST

ITEM	PART NO	SEE SECTION	DESCRIPTION	QTY.
	No Part No.		CONSOLE, PLATFORM CONTROL "Type 1" control (Decal has <b>Black lettering</b> on White background) (Obsolete version, superceded by "Type 2", below.)	1
	353 7120		"Type 2" control (Decal has <b>White lettering</b> on Black background)	
1			BOX, JUNCTION (13-1/4" x 3-1/8" x 2-5/8". Includes cover.)	1
	03-436400 231 9770		Undrilled box. Must be drilled to fit this application. Drilled to fit "Type 1" application. Please specify if <b>drilling for "one piece" mounting bracket 222 4490</b> is required.	
	228 9920		Drilled to fit "Type 2" application. Please specify if <b>drilling for "one piece" mounting bracket 222 4490</b> is required.	
2			DECAL, PLATFORM CONTROL	1
	10-121700 10-169200 10-169500		<b>Black lettering</b> on White background ( <b>English</b> language) <b>White lettering</b> on Black background ( <b>English</b> language) <b>White lettering</b> on Black background ( <b>German</b> language)	
3	03-409800 03-702000		BUTTON, EMERGENCY STOP Red, "twist to release" type Red "pull to release" type	1
4	03-454900		BASE, SWITCH MOUNTING	
5	03-437300		BLOCK, CONTACT (normally closed)	1
6	03-486200		SWITCH, TOGGLE (Lift/ Drive speed)	
			(2 position, maintained contact, double pole)	1
7	03-020300		SWITCH, PUSH BUTTON (for optional horn) for "Type 1" control	1
	03-402500		for "Type 2" control	
8	03-402800		PUSH BUTTON (Blue) (for "Type 2" control)	
9	03-402600		BEZEL, PUSH BUTTON (for "Type 2" control)	
10	10-151000		CAP, PUSH BUTTON (Black) (for "Type 2" control)	
11	03-481200		DIODE, BLINKING (for optional "Low battery" indicator) Red, 1.75 mm (.069") diameter	1
	03-506400		Red, 10 mm (.39") diameter	
12	03-481300		HOLDER, PANEL MOUNT (for 1.75 mm diode)	1
	03-506500		HOLDER, PANEL MOUNT (for 10 mm diode)	1
13	03-481100		RESISTOR (470 Ohm) (for 1.75 mm diode)	2
	03-506600		RESISTOR (100 Ohm, 1/4 Watt) (for 10 mm diode)	2
14	03-704100		SWITCH, JOYSTICK (Drive and Steer)	1
15	03-026800		SWITCH, TOGGLE (Lift) (3 position, momentary contact, double pole)	1
16	03-497900		SEAL, PANEL	2
17	03-506200		SEAL, TOGGLE SWITCH (option)	2

TITLE **PLATFORM CONTROL ASSEMBLY (WITH DRIVE LEVER),  
FALCON 2034/ 2548**

SECTION **09.** | PLATE NO. **66** | PAGE **01** | REV. - | DATED 22 MAY, 1996 | PART NO.

 Simon Aerials Inc.  
10600 West Brown Deer Road  
Milwaukee Wisconsin 53224 USA  
Parts Phone 1-800-47-SIMON  
24 Hr (Machine) 414-362-8280  
Fax 414-355-3172



Art # A09.66001E



Simon Aerials Inc.  
10600 West Brown Deer Road  
Milwaukee Wisconsin 53224 USA  
Parts Phone 1-800-47-SIMON  
24 Hr (Machine) 414-362-8280  
Fax 414-355-3172

TITLE

# PLATFORM CONTROL ASSEMBLY (WITH DRIVE LEVER), FALCON 2034/ 2548

PART  
NO.

REV.  
-

DATED  
22 MAY, 1996

SECTION

09.

PLATE NO.

66

PAGE


01

## PARTS LIST

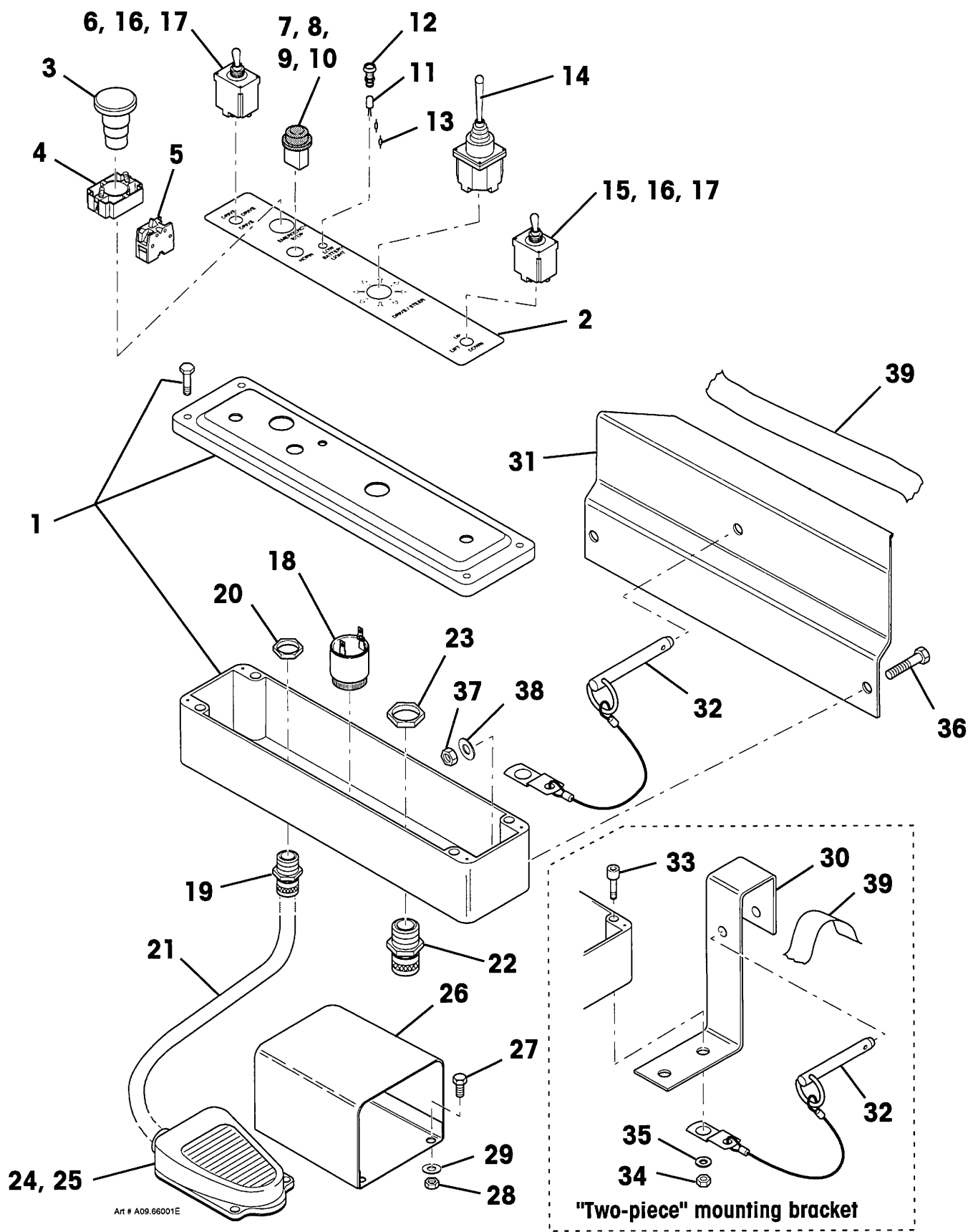
ITEM	PART NO	SEE SECTION	DESCRIPTION	QTY.
18	03-479300		ALARM, TILT (60 to 80 DB)	1
19	03-045500		GRIP, CORD (1/2", with .31" to .38" dia. seal)	1
20	03-055500		NUT, CONDUIT LOCK (1/2", sealing)	1
21	03-085900		CABLE, ELECTRICAL (SJO, 3 conductor, #12 AWG) (Bulk item, order as needed. 4-1/2 Ft [1.4 M] req'd here)	A.R.
22	03-700600		GRIP, CORD (3/4", with .354" to .629" dia. seal)	1
23	03-055600		NUT, CONDUIT LOCK (3/4")	1
24	03-700700		SWITCH, FOOT OPERATED	1
25	03-465602		MICROSWITCH	1
26	03-612300		GUARD, FOOT SWITCH (Option. Includes hardware)	1
27	07-008354		CAP SCREW, SOCKET HEAD (#10-24 x 1-1/4")	4
28			NUT, HEX (#10-24)	4
29	07-062011		WASHER, FLAT (#10)	4
30	216 1460		BRACKET, CONTROL CONSOLE (earlier versions)	2
31	222 4490		BRACKET, CONTROL CONSOLE (later versions)	1
32	11-082100		PIN, HITCH (5/16" x 2-1/2", with 6" lanyard)	1
33	07-008354		CAP SCREW, SOCKET HEAD (#10-24 x 1-1/4", Grade 8) (for "two piece" mounting brackets 216 1460)	4
34	07-050011		NUT, LOCK (#10-24, Grade 2) (for bracket 216 1460)	4
35	07-062011		WASHER, FLAT (#10) (for bracket 216 1460)	8
36	07-003002		CAP SCREW, HEX HEAD (1/4"-20 x 5/8", Grade 5) (for "one piece" mounting bracket 222 4490)	2
37	07-050014		NUT, LOCK (1/4"-20, Grade 5) (for bracket 222 4490)	2
38	07-060014		WASHER, FLAT (1/4") (for bracket 222 4490)	4
39	10-161900		TAPE, POLYETHYLENE (Pressure sensitive, 1-1/8" wide) (Bulk item, order as needed)	A.R.

TITLE **PLATFORM CONTROL ASSEMBLY (WITH DRIVE LEVER),  
FALCON 2034/ 2548**

SECTION **09.** | PLATE NO. **66** | PAGE **01** | REV. **-** | DATED **22 MAY, 1996** | PART NO.

 Simon Aerials Inc.  
10600 West Brown Deer Road  
Milwaukee Wisconsin 53224 USA  
Parts Phone 1-800-47-SIMON  
24 Hr (Machine) 414-362-8280  
Fax 414-355-3172





Art # A09.66001E



Simon Aerials Inc.  
10600 West Brown Deer Road  
Milwaukee Wisconsin 53224 USA  
Parts Phone 1-800-47-SIMON  
24 Hr (Machine) 414-362-8280  
Fax 414-355-3172

TITLE

# PLATFORM CONTROL ASSEMBLY (WITH DRIVE LEVER), FALCON 2034/ 2548

PART  
NO.

REV.  
-

DATED  
22 MAY, 1996

SECTION

09.

PLATE NO.

66

PAGE


01

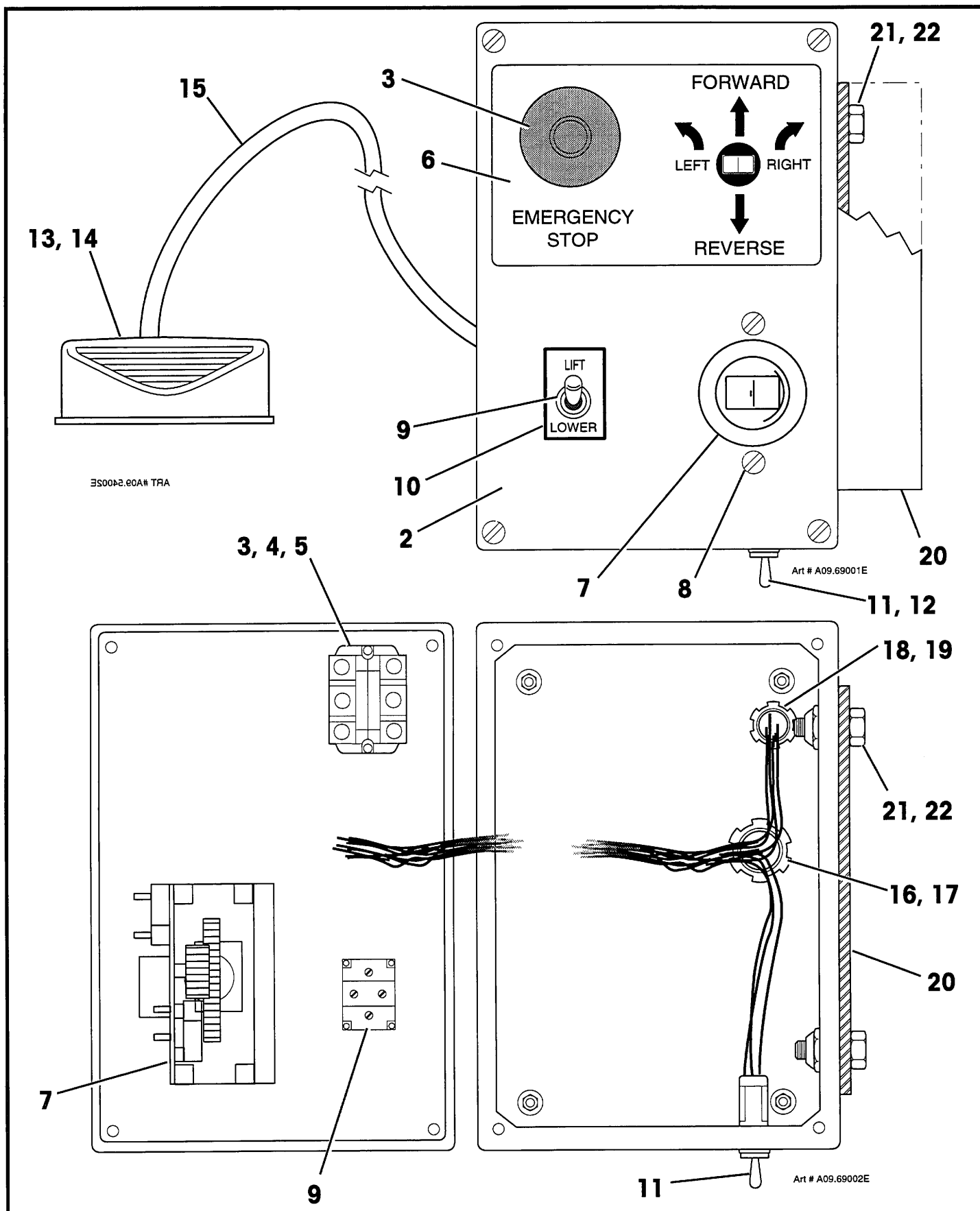
## PARTS LIST

ITEM	PART NO	SEE SECTION	DESCRIPTION	QTY.
1	354 7930		PLATFORM CONTROL BOX ASSEMBLY	1
2	223 0020		BOX, PLATFORM CONTROL (Upper control box)	1
3	03-702000		BUTTON, EMERGENCY STOP (Red, "Pull to release" style)	1
4	03-454900		BASE, SWITCH MOUNTING	1
5	03-437300		BLOCK, CONTACT (Normally closed)	2
6	10-156400		DECAL, PLATFORM CONTROL	1
7	03-617500		LEVER, DRIVE CONTROL (Joystick)	1
8	07-013414		MACHINE SCREW, ROUND HEAD (#10-32 x 1/2", Grade 2)	2
9	03-499600		SWITCH, TOGGLE (Lift/ Lower)	
			(2TL1-70; 3 position, momentary contact, single pole)	1
10	10-209500		DECAL, "LIFT/ LOWER"	1
11	03-020400		SWITCH, TOGGLE (Drive speed)	
			(1TL1-2; 2 position, maintained contact, single pole)	1
12	10-205100		DECAL, "HIGH RANGE/ LOW RANGE"	1
13	03-700700		SWITCH, FOOT OPERATED	1
14	03-700701		MICROSWITCH	1
15	03-606000		CABLE, ELECTRICAL (SJO, 2 conductor, #12 AWG) (Bulk item, order as needed. 4 Ft [1.2 M] required here)	A.R.
16	03-700500		GRIP, CORD (3/4", Plastic, for .545" to .708" cable)	1
17	03-055600		NUT, CONDUIT LOCK (3/4")	1
18	03-700400		GRIP, CORD (1/2", Plastic, for .236" to .472" cable)	1
19	03-055500		NUT, CONDUIT LOCK (1/2")	1
20	222 1720		BRACKET, CONTROL BOX MOUNTING (to fit 1-1/2" [38 mm] square rail)	1
21	07-003004		CAP SCREW, HEX HEAD (1/4"-20 x 7/8", Grade 5)	2
22	07-050014		NUT, LOCK (1/4"-20, Grade 5)	2
23	48-101124		TIE, CABLE (3-3/4" [95 mm] long)	A.R.
	48-100126		TIE, CABLE (7-1/4" [184 mm] long)	A.R.
			The following items <b>are not</b> included with the Platform Control Box:	
24	03-601800		ALARM, TILT (option)	1

TITLE **PLATFORM CONTROL BOX (OPTIONAL) , FALCON 2034/ 2548**

SECTION **09.** | PLATE NO. **69** | PAGE **01** | REV. - | DATED **04 JUN., 1996** | PART NO. **354 7930**

 Simon Aerials Inc.  
10600 West Brown Deer Road  
Milwaukee Wisconsin 53224 USA  
Parts Phone 1-800-47-SIMON  
24 Hr (Machine) 414-362-8280  
Fax 414-355-3172



Simon Aerials Inc.  
10600 West Brown Deer Road  
Milwaukee Wisconsin 53224 USA  
Parts Phone 1-800-47-SIMON  
24 Hr (Machine) 414-362-8280  
Fax 414-355-3172

TITLE

PLATFORM CONTROL BOX (OPTIONAL) , FALCON 2034/ 2548

PART NO.

354 7930

REV. -

DATED  
04 JUN., 1996

SECTION

09.

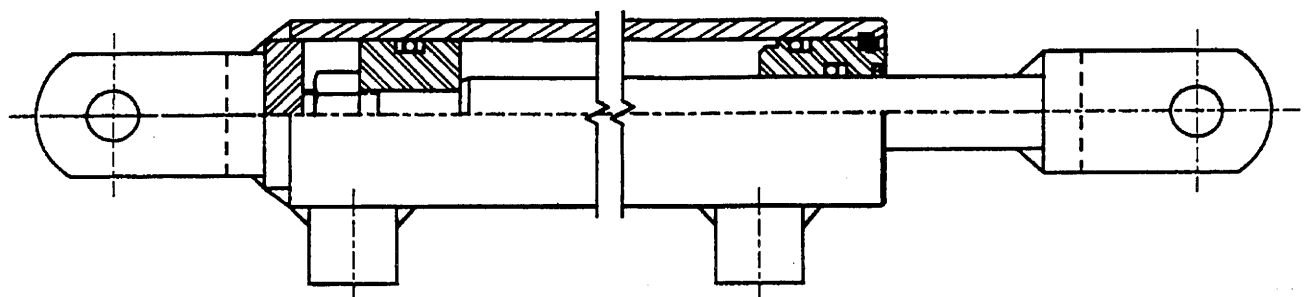
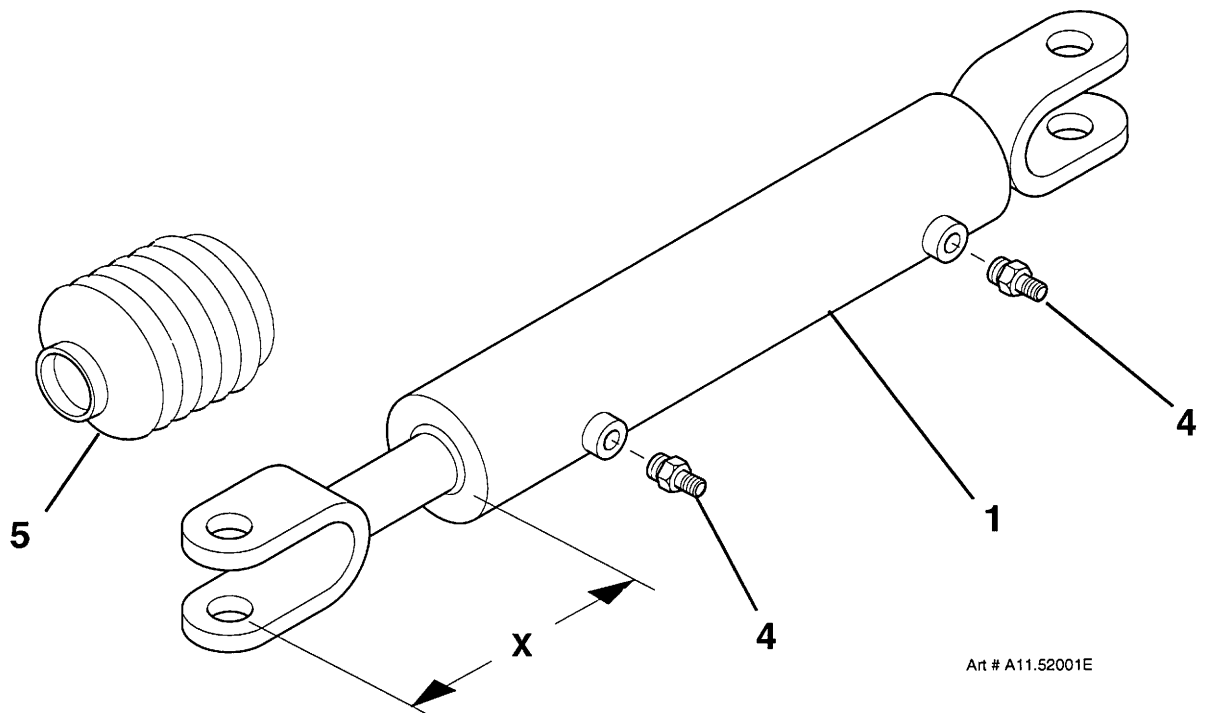
PLATE NO.

69

PAGE

01

[illegible]



**Steer Cylinder Internal Components (Type 1 Cylinder shown)**

ART # A11.52002S



Simon Aerials Inc.  
10600 West Brown Deer Road  
Milwaukee Wisconsin 53224 USA  
Parts Phone 1-800-47-SIMON  
24 Hr (Machine) 414-362-8280  
Fax 414-355-3172

TITLE

**STEER CYLINDER, FALCON 2034 OR 2548**

PART  
NO.

REV. **B**

DATED  
30 MAY, 1996

SECTION

**11.**

PLATE NO.


**52**

PAGE

**01**

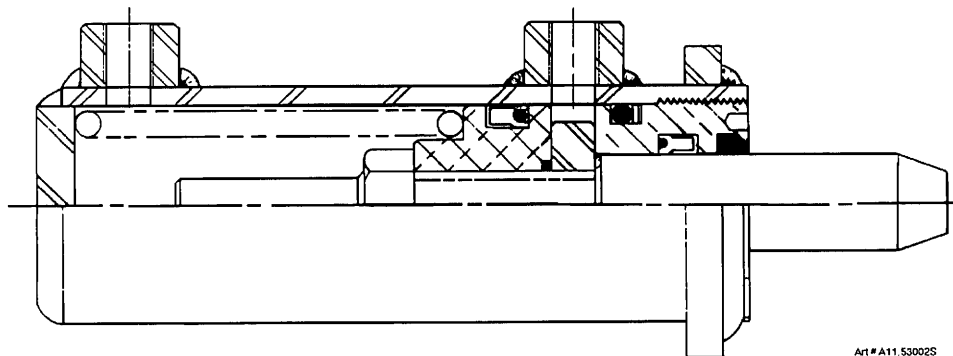
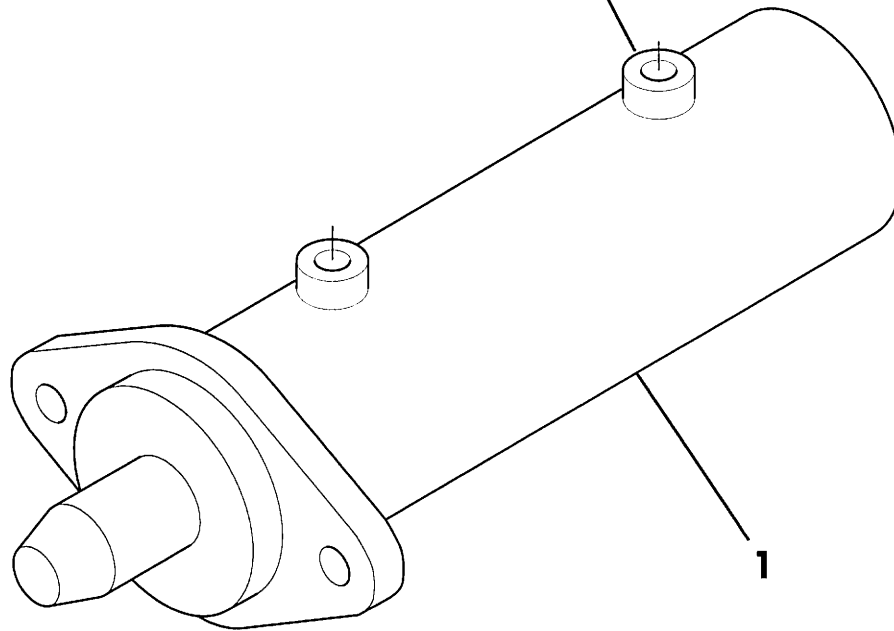
[illegible]

## BRAKE CYLINDER, FALCON 2034 AND 2548 (WITH LINK BOOM)



**Simon Aerials Inc.**  
10600 West Brown Deer Road  
Milwaukee Wisconsin 53224 USA  
Parts Phone 1-800-47-SIMON  
24 Hr (Machine) 414-362-8280  
Fax 414-355-3172

This port at rear on  
Cylinder 231 2630.



**Brake Cylinder Internal Components**



Simon Aerials Inc.  
10600 West Brown Deer Road  
Milwaukee Wisconsin 53224 USA  
Parts Phone 1-800-47-SIMON  
24 Hr (Machine) 414-362-8280  
Fax 414-355-3172

TITLE

**BRAKE CYLINDER, FALCON 2034 AND 2548 (WITH LINK BOOM)**

PART  
NO.

REV. **B**

DATED  
30 MAY, 1996

SECTION

**11.**

PLATE NO.

**63**

PAGE


**01**

## PARTS LIST

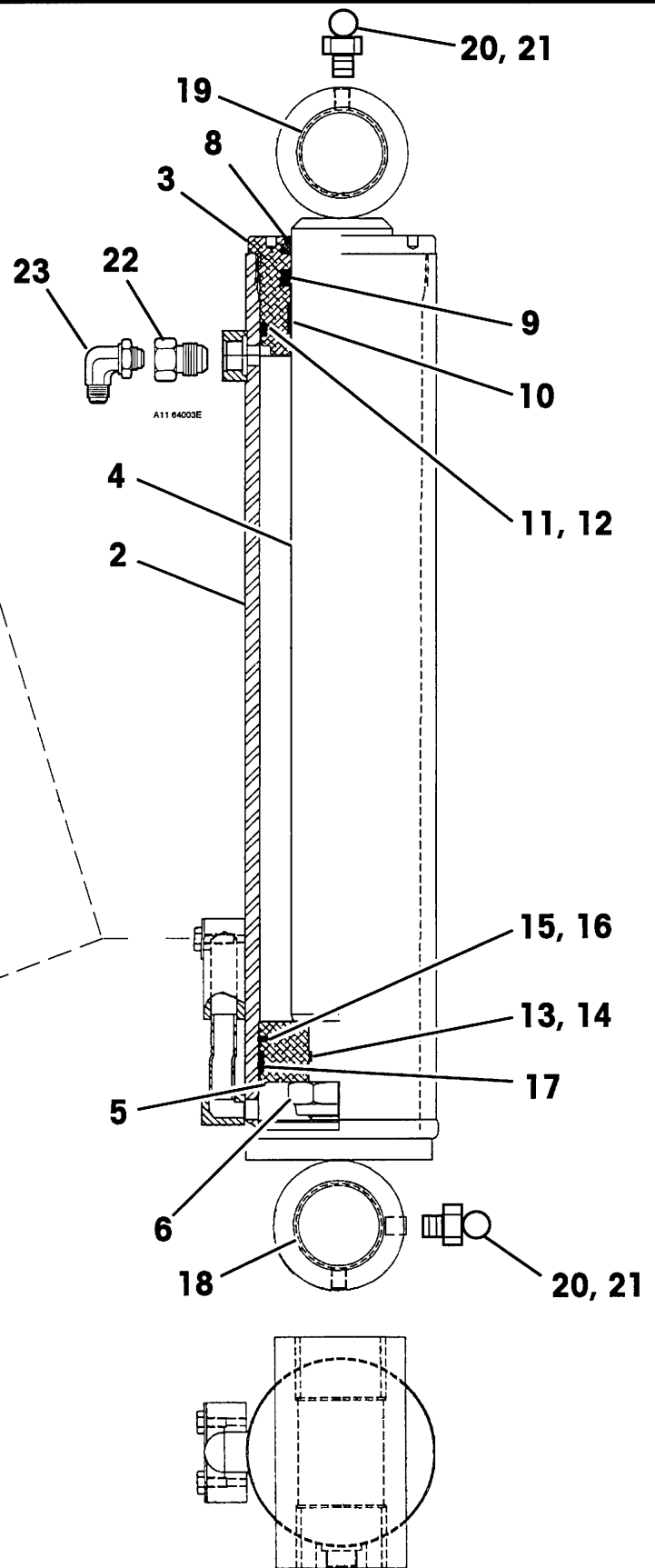
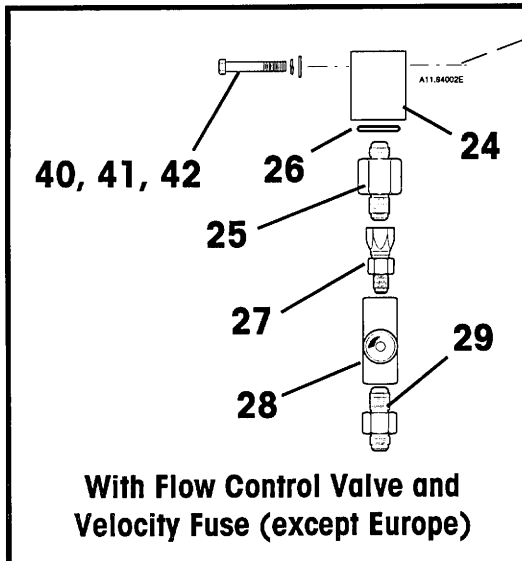
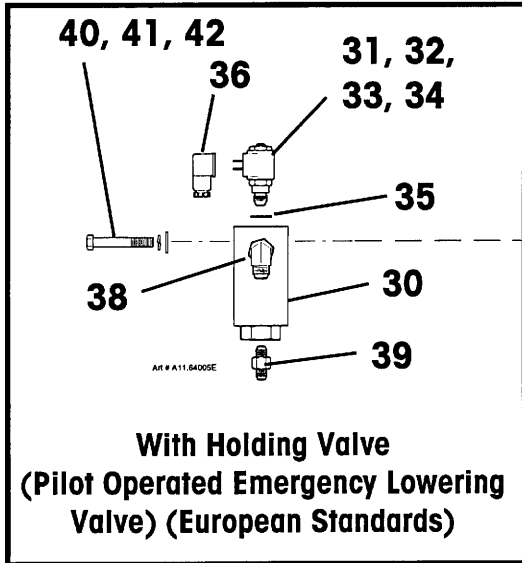
ITEM	PART NO	SEE SECTION	DESCRIPTION	QTY.
1	04-037000		CYLINDER, LIFT (Note: This cylinder can be identified by the Simon Aerials part number "04037000" and the cylinder serial number stamped near the rod end port.)	1
2	04-037005		CASE, CYLINDER	1
3			HEAD, CYLINDER	1
4			ROD, CYLINDER	1
5	04-037004		PISTON	1
6	NUT, LOCK		1	
7	04-037001		SEAL KIT	1
8			WIPER, ROD	1
9			SEAL, ROD	1
10			RING, ROD WEAR	2
11			"O"-RING (Head)	1
12			RING, BACKUP	1
13			"O"-RING (Piston inner)	1
14			RING, BACKUP	2
15			"O"-RING (Piston outer)	1
16			SEAL, PISTON	1
17	04-037003		RING, PISTON WEAR	2
18			BUSHING (2-1/2" I.D., 2-7/8" O.D., 2-1/2" long) (base end)	2
19			04-037002	BUSHING (2" I.D., 2-1/4" O.D., 2" long) (rod end)
			The items on the following page <b>are not</b> included with the Lift Cylinder:	

TITLE **LIFT CYLINDER, FALCON 2548 OR 2570 (WITH LINK BOOM)**

SECTION **11.** | PLATE NO. **64** | PAGE **01** | REV. **A** | DATED **07 JUN., 1996** | PART NO. **04-037000**

 Simon Aerials Inc.  
10600 West Brown Deer Road  
Milwaukee Wisconsin 53224 USA  
Parts Phone 1-800-47-SIMON  
24 Hr (Machine) 414-362-8280  
Fax 414-355-3172





Simon Aerials Inc.  
10600 West Brown Deer Road  
Milwaukee Wisconsin 53224 USA  
Parts Phone 1-800-47-SIMON  
24 Hr (Machine) 414-362-8280  
Fax 414-355-3172

TITLE

LIFT CYLINDER, FALCON 2548 OR 2570 (WITH LINK BOOM)

PART NO. 04-037000

REV. A DATED 07 JUN., 1996

SECTION 11.

PLATE NO. 64


PAGE 01

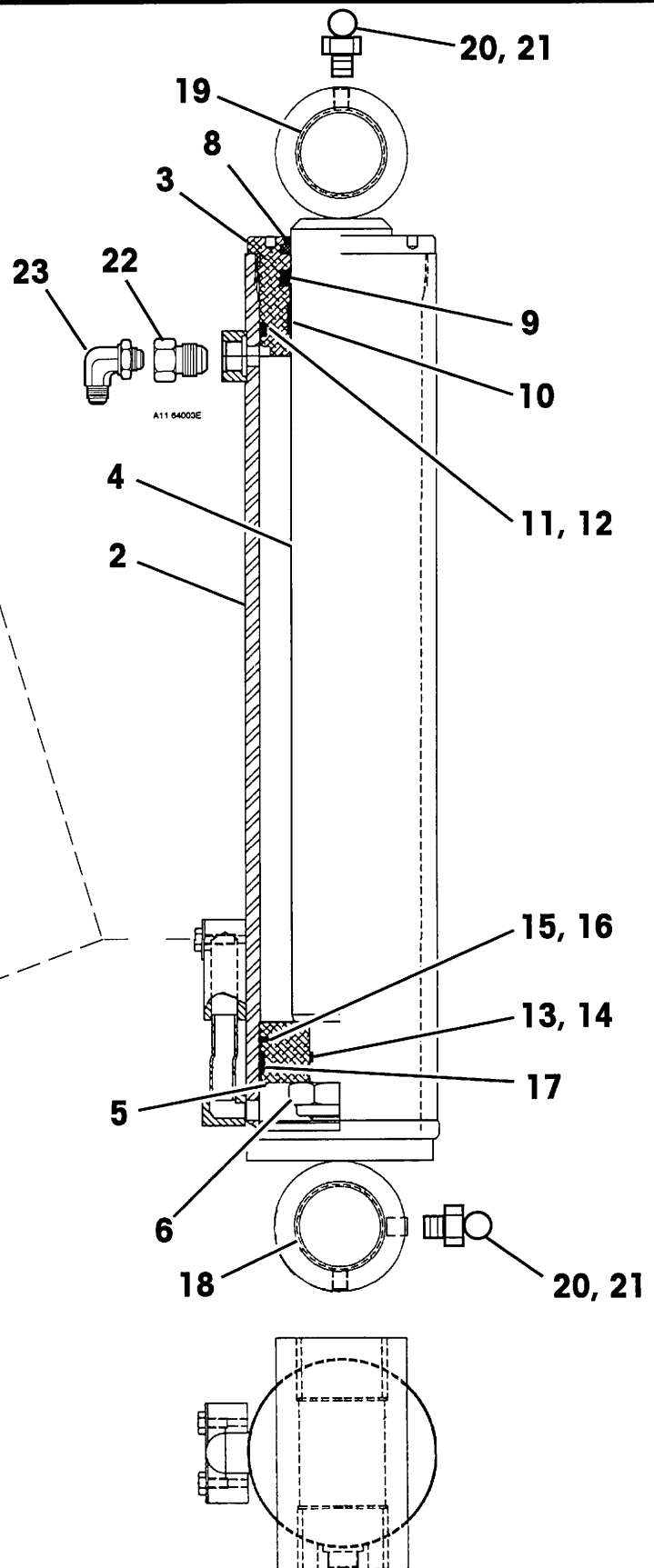
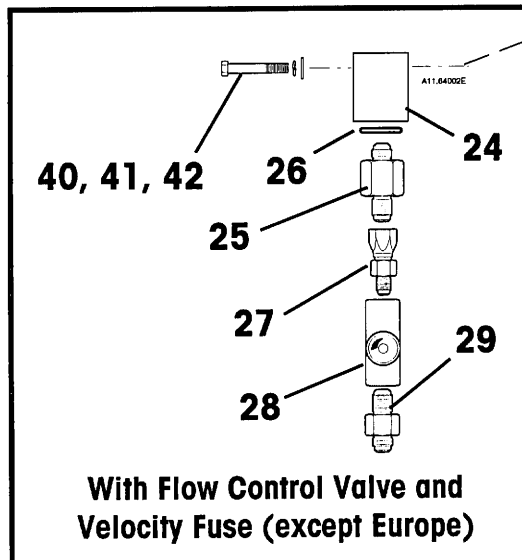
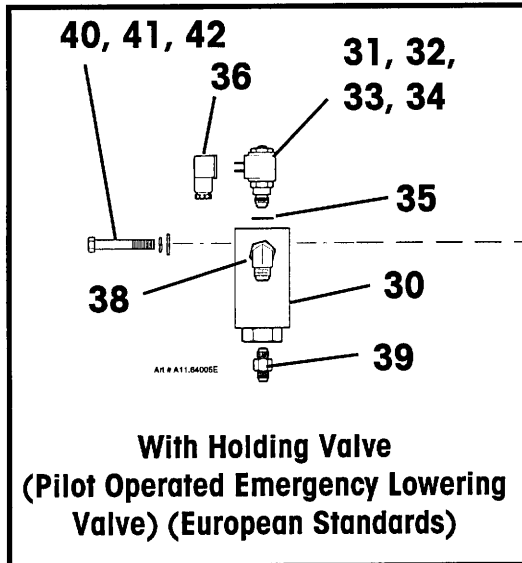
## PARTS LIST

ITEM	PART NO	SEE SECTION	DESCRIPTION	QTY.
			The following items <b>are not</b> included with the Lift Cylinder:	
20	08-051300		FITTING, GREASE (1/8", 90°)	2
21	08-066300		CAP, GREASE FITTING (white plastic)	2
22	06-090500		REDUCER/ EXPANDER (8-4 F50 G5-S) (for earlier versions)	1
	06-304200		ADAPTER, "O"-RING TO 37° (8-4 F50X-S) (for later versions)	1
23	06-044300		90° ELBOW, "O"-RING TO 37° (4 C50X-S) (for earlier versions)	1
	06-003500		90° ELBOW, MALE 37° TO NPT (4 CTX-S) (for later versions)	1
24	01-110400		MANIFOLD, VELOCITY FUSE (for later versions)	1
25	01-226400		FUSE, VELOCITY (11.0 GPM [41.6 L/ min]) (later versions)	1
26	01-110401		"O"-RING	1
27	06-197700		MALE CONNECTOR, SWIVEL NUT (6 F6X-S)	1
28	01-101300		VALVE, FLOW CONTROL (two way)	1
29	06-000700		CONNECTOR, MALE 37° TO NPT (6 FTX-S)	1
30	231 2480		VALVE, HOLDING	
			(Pilot operated emergency lowering valve, 24 Volt DC)	1
31	01-097505		CARTRIDGE, HOLDING VALVE	1
32	01-097518		SEAL KIT, CARTRIDGE	1
33	01-097520		SCREEN (100 mesh)	1
34			COIL, HOLDING VALVE CARTRIDGE	1
	01-086805		12 Volt DC (included with valve)	
	01-097507		24 Volt DC (order separately if needed)	
35	01-221100		"O"-RING (.426 I.D. x .070" dia.)	1
36	01-222401		CONNECTOR, COIL	1
37	06-044500		90° ELBOW, "O"-RING TO 37° (6-4 C50X-S)	1
38	217 4040		ELBOW, ORIFICED (modified 4 C50X-S with .021" orifice)	1
39	06-039300		ADAPTER, "O"-RING TO 37° (4 F50X-S)	1
40	07-098500		CAP SCREW, HEX HEAD (1/4"-20 x 2", Grade 8)	2
41	07-065014		WASHER, HELICAL LOCK (1/4")	2
42	07-062014		WASHER, FLAT (1/4")	2

TITLE **LIFT CYLINDER, FALCON 2548 OR 2570 (WITH LINK BOOM)**

SECTION **11.** | PLATE NO. **64** | PAGE **02** | REV. **A** | DATED **07 JUN., 1996** | PART NO. **04-037000**

 Simon Aerials Inc.  
10600 West Brown Deer Road  
Milwaukee Wisconsin 53224 USA  
Parts Phone 1-800-47-SIMON  
24 Hr (Machine) 414-362-8280  
Fax 414-355-3172



Simon Aerials Inc.  
10600 West Brown Deer Road  
Milwaukee Wisconsin 53224 USA  
Parts Phone 1-800-47-SIMON  
24 Hr (Machine) 414-362-8280  
Fax 414-355-3172

TITLE

LIFT CYLINDER, FALCON 2548 OR 2570 (WITH LINK BOOM)

PART NO. 04-037000

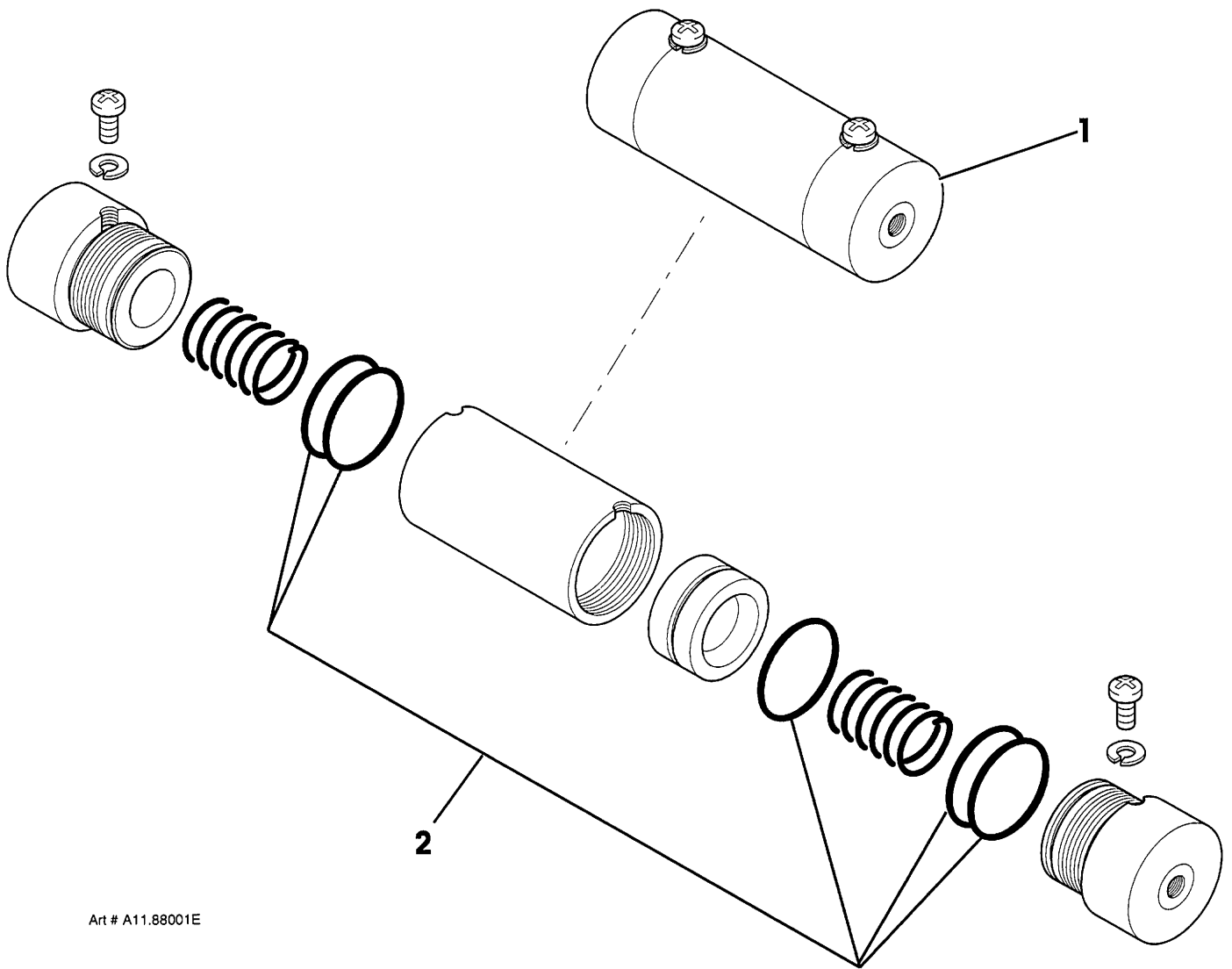
REV. A DATED 07 JUN., 1996

SECTION 11.

PLATE NO. 64

PAGE 02

[illegible]



Art # A11.88001E



Simon Aerials Inc.  
10600 West Brown Deer Road  
Milwaukee Wisconsin 53224 USA  
Parts Phone 1-800-47-SIMON  
24 Hr (Machine) 414-362-8280  
Fax 414-355-3172

TITLE

# CUSHION CYLINDER ASSEMBLY


PART NO. **04-033800**

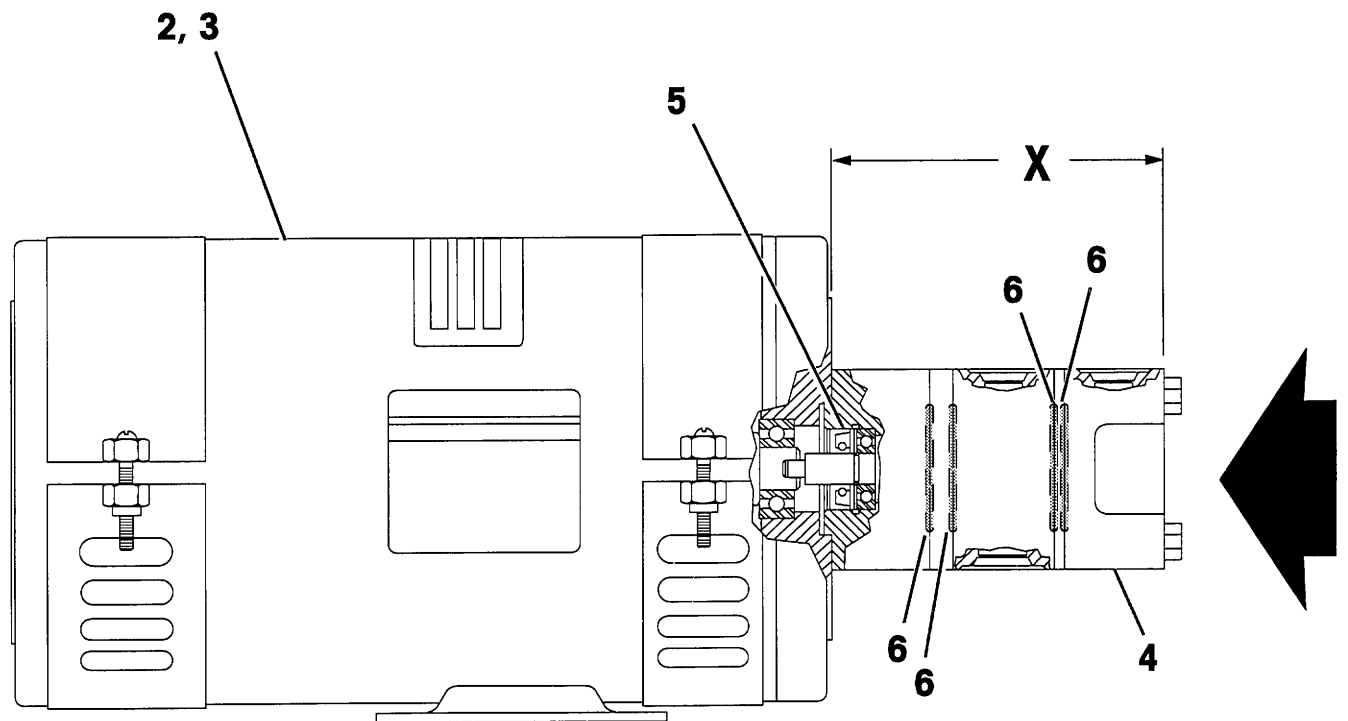
REV. **A** DATED 30 MAY, 1996

SECTION **11.**

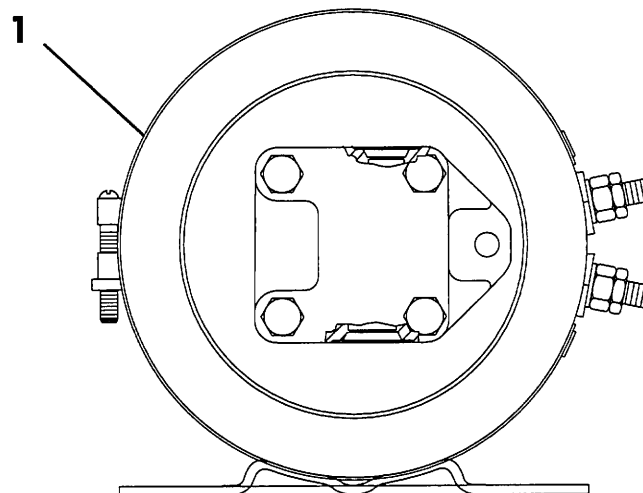
PLATE NO. **88**

PAGE **01**

PARTS LIST				
ITEM	PART NO	SEE SECTION	DESCRIPTION	QTY.
1	01-097400		PUMP AND MOTOR ASSEMBLY <b>Type 1:</b> Electrical connections are made to <b>studs</b> on the <b>top</b> of the motor. ( <b>Note: Obsolete: Use Type 2 [01-222500]</b> ).	1
	01-222500		<b>Type 2:</b> Wire leads are provided on the <b>side</b> of the motor for electrical connection. Used as a replacement for <b>Type 1</b> , which is no longer available.	
	01-221000		<b>Type 3:</b> Electrical connections are made to <b>studs</b> on the <b>side</b> of the motor. Identified by pump length ("X") of <b>4.12" (10.5 cm)</b> ( <b>Note: Obsolete: Use Type 4 [01-224200]</b> )	
	01-244200		<b>Type 4:</b> Electrical connections are made to <b>studs</b> on the <b>side</b> of the motor. Identified by pump length ("X") of <b>4.50" (11.4 cm)</b>	
2	01-222501		MOTOR, PERMANENT MAGNET (4 HP [2.98 Kw] @ 3600 RPM, 24 Volt DC) For " <b>Type 1</b> " Assembly (replaces motor 01-097402, which is no longer available. Old motor has <b>studs</b> on <b>top</b> . Replacement motor has <b>wire leads</b> on <b>side</b> .)	1
	01-222501		For " <b>Type 2</b> " Assembly. <b>Wire leads</b> are provided on the <b>side</b> of the motor for electrical connection	
	01-221001		For " <b>Type 3</b> " or " <b>Type 4</b> " Assembly. Has <b>studs</b> on <b>side</b> for electrical connection	
3	01-097405		BRUSHES, MOTOR BRUSH SET (complete set, for " <b>Type 1</b> " motor, which has <b>studs</b> on the <b>top</b> .)	1
	01-221002		BRUSH (one only, for " <b>Type 2</b> ", " <b>Type 3</b> ", or " <b>Type 4</b> " motor, which has electrical connections on the <b>side</b> .)	4
4			PUMP ASSEMBLY, TANDEM	1
	01-097406		Length "X" = <b>4.12" (10.5 cm)</b> . <b>Obsolete</b> . Use Pump Kit 01-244202.	
	01-244202		for " <b>Type 1</b> ", " <b>Type 2</b> ", or " <b>Type 3</b> " Assembly (Pump Kit to replace original Pump 01-097406, which is no longer available. Includes new Pump, Gasket and longer bolts.)	
	01-244201		for " <b>Type 4</b> " Assembly (length "X" = <b>4.50" [11.4 cm]</b> .)	
5	01-097401		SEAL, OIL (for Pump 01-224201)	1
6	01-097403		"O"-RING (for Pump 01-224201)	4
TITLE			PUMP AND MOTOR ASSEMBLY, FALCON 2034, 2548	
SECTION	12.	PLATE NO.	51	PAGE 01
REV.	A	DATED	06 JUN., 1993	PART NO.
			 Simon Aerials Inc. 10600 West Brown Deer Road Milwaukee Wisconsin 53224 USA Parts Phone 1-800-47-SIMON 24 Hr (Machine) 414-362-8280 Fax 414-355-3172	



Art # A12.51007E



Art # A12.51006E

View in direction of Arrow



Simon Aerials Inc.  
10600 West Brown Deer Road  
Milwaukee Wisconsin 53224 USA  
Parts Phone 1-800-47-SIMON  
24 Hr (Machine) 414-362-8280  
Fax 414-355-3172

TITLE

PUMP AND MOTOR ASSEMBLY, FALCON 2034, 2548

PART  
NO.

REV.

A

DATED

06 JUN., 1993

SECTION

12.

PLATE NO.

51

PAGE

01


## PARTS LIST

ITEM	PART NO	SEE SECTION	DESCRIPTION	QTY.
1	01-208300		MANIFOLD, VALVE	1
2			BLOCK, VALVE	1
3	01-208301		VALVE, LIFT (SV 1)	1
4	01-097515		SEAL KIT, LIFT VALVE	1
5	01-097503		COIL, VALVE SOLENOID (24 Volt DC)	1
6	01-208302		VALVE, HIGH SPEED DRIVE (SV 2)	1
7	01-208303		SEAL KIT, HIGH SPEED DRIVE VALVE	1
8	01-097503		COIL, VALVE SOLENOID (24 Volt DC)	1
9	01-097501		VALVE, STEER (SV 3) (4 way, 3 position)	1
10	01-097515		SEAL KIT, STEER VALVE	1
11	01-097503		COIL, VALVE SOLENOID (24 Volt DC)	2
12	01-208304		VALVE, DRIVE AND LIFT RELIEF (RV 1)	1
13	01-208305		SEAL KIT, DRIVE AND LIFT RELIEF VALVE	1
14	01-208306		VALVE, STEER RELIEF (RV 2)	1
15	01-208305		SEAL KIT, STEER RELIEF VALVE	1
16	01-208307		VALVE, FLOW CONTROL (FR 1) (Platform lower)	1
17	01-086808		SEAL KIT, FLOW CONTROL VALVE	1
18	01-208308		VALVE, FLOW CONTROL (FR 2) (Low speed drive)	1
19	01-208309		SEAL KIT, FLOW CONTROL VALVE	1
20	01-208310		VALVE, FLOW CONTROL (FR 3) (Steer function)	1
21	01-208309		SEAL KIT, FLOW CONTROL VALVE	1
22	01-097508		VALVE, CHECK (CV 1, CV 2, CV 3, CV 4, CV 5)	5
23	01-097516		SEAL KIT, CHECK VALVE	1
24	01-208814		PLUG (PLG 4)	9

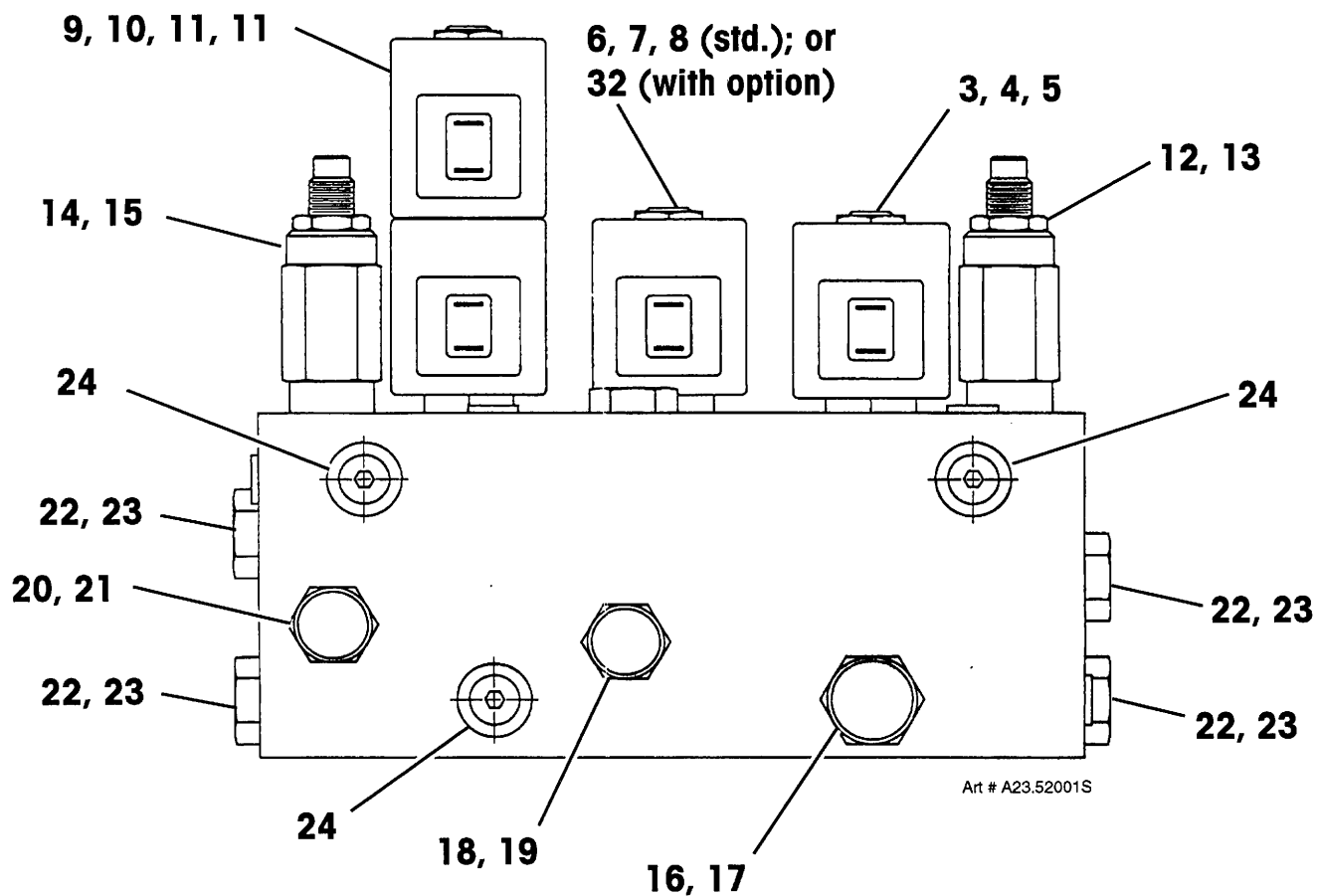
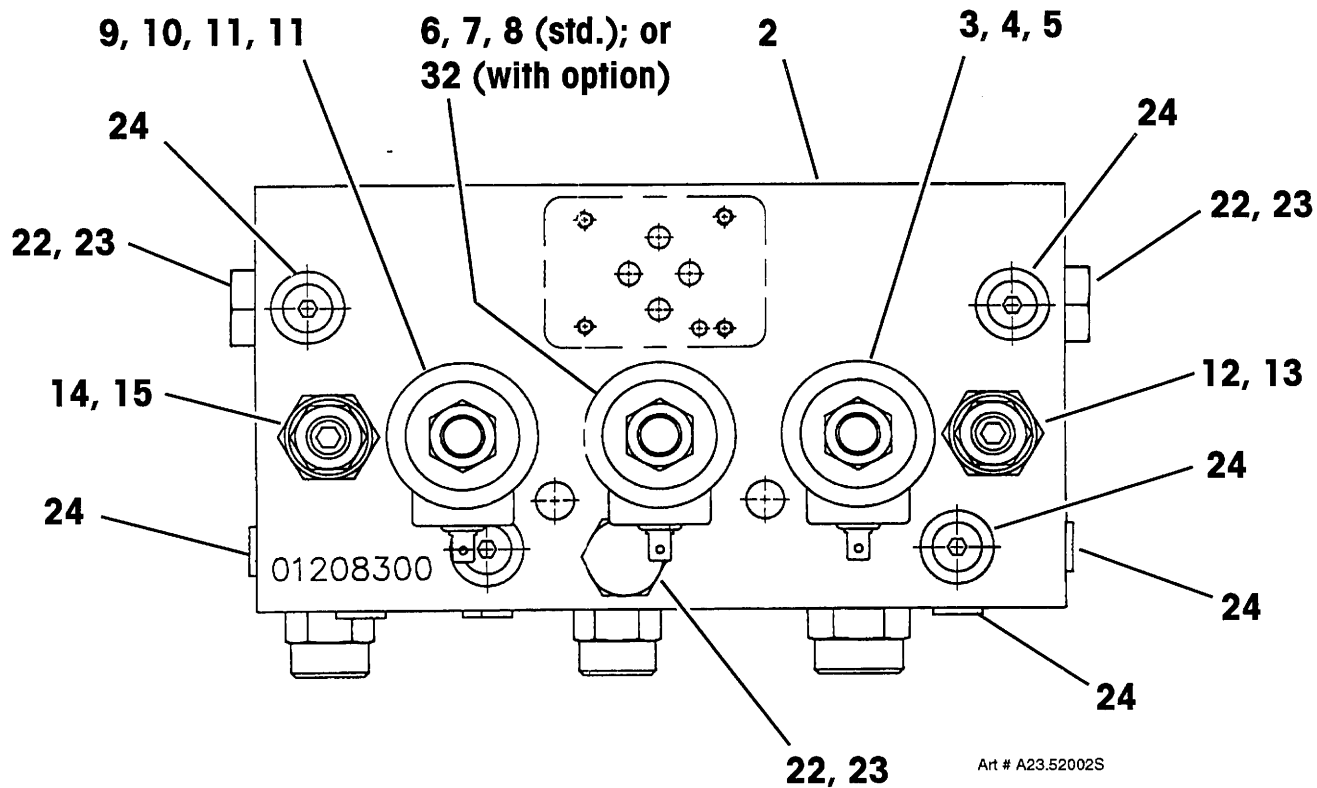
TITLE

**VALVE MANIFOLD ASSEMBLY, FALCON 2548**

SECTION **23.** | PLATE NO. **52** | PAGE **01** | REV. **A** | DATED 05 OCT., 1993 | PART NO. **01-208300**


 Simon Aerials Inc.  
 10600 West Brown Deer Road  
 Milwaukee Wisconsin 53224 USA  
 Parts Phone 1-800-47-SIMON  
 24 Hr (Machine) 414-362-8280  
 Fax 414-355-3172





Simon Aerials Inc.  
10600 West Brown Deer Road  
Milwaukee Wisconsin 53224 USA  
Parts Phone 1-800-47-SIMON  
24 Hr (Machine) 414-362-8280  
Fax 414-355-3172

TITLE

VALVE MANIFOLD ASSEMBLY, FALCON 2548

PART NO.

01-208300

REV.

A

DATED

05 OCT., 1993

SECTION

23.

PLATE NO.

52

PAGE

01

## PARTS LIST

ITEM	PART NO	SEE SECTION	DESCRIPTION	QTY.
			The following items <b>are not</b> included with Manifold 01-208300:	
25	01-205500	27.54	VALVE, DIRECTIONAL (Solenoid operated) (Drive)	1
26	01-207700		VALVE, PROPORTIONAL (with Proportional Control option)	1
27	01-207702		CARTRIDGE, PROPORTIONAL VALVE	1
28	01-207701		COIL, PROPORTIONAL VALVE (24 Volt DC)	1
29	01-207703		VALVE, DIFFERENTIAL SENSING	1
30	01-208501		SEAL KIT	1
31			CAP SCREW, SOCKET HEAD	
	07-008358		#10-24 x 2" (without Proportional Control option)	4
	07-092500		#10-24 x 5" (with Proportional Control option)	4
32	01-206200		PLUG (for units having Proportional Control option)	
			(Replaces High speed drive valve SV 2 . . . see item 6)	1
			<b>Fittings installed in Ports "P1" and "P3":</b>	
33	06-044600		90° ELBOW, "O"-RING TO 37° (6 C50X-S)	2
			<b>Fittings installed in Ports "P2" and "P4":</b>	
34	06-039800		ADAPTER, "O"-RING TO 37° (6 F50X-S)	2
			<b>Fittings installed in Port "S1":</b>	
35	06-044400		90° ELBOW, "O"-RING TO 37° (4-6 C50X-S)	1
			<b>Fittings installed in Port "S2":</b>	
36	06-086600		ADAPTER, "O"-RING TO FEMALE NPT (6-1/4 F50G-S)	1
37	06-003500		90° ELBOW, MALE 37° TO NPT (4-4 CTX-S)	1
			<b>Fittings installed in Ports "D1" and "D2":</b>	
38	06-040100		ADAPTER, "O"-RING TO 37° (8 F50X-S)	2
			<b>Fittings installed in Port "T1":</b>	
39	06-040100		<b>Falcon 2548 with "Gear" Boom:</b> ADAPTER, "O"-RING TO 37° (8 F50X-S)	1
			<b>Falcon 2548 with "Link" Boom:</b>	
	06-090600		REDUCER/ EXPANDER (8-6 F50 G5-S)	1
40	06-048500		RUN TEE, MALE "O"-RING TO 37° (6 R50X-S)	1

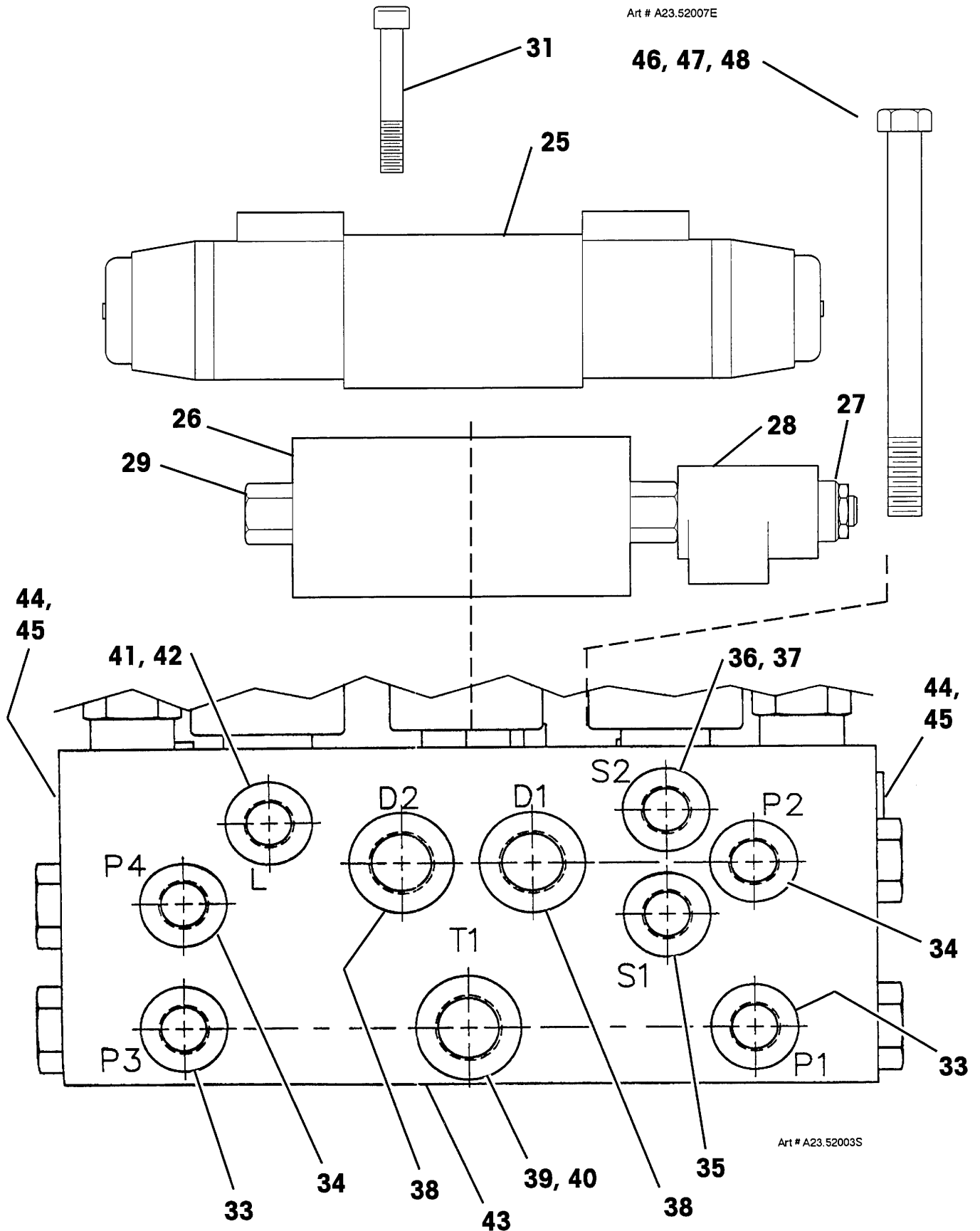
TITLE

VALVE MANIFOLD ASSEMBLY, FALCON 2548

SECTION **23.** | PLATE NO. **52** | PAGE **02** | REV. **A** | DATED 05 OCT., 1993 | PART NO. **01-208300**

 Simon Aerials Inc.  
10600 West Brown Deer Road  
Milwaukee Wisconsin 53224 USA  
Parts Phone 1-800-47-SIMON  
24 Hr (Machine) 414-362-8280  
Fax 414-355-3172

Art # A23.52007E



Art # A23.52003S



Simon Aerials Inc.  
10600 West Brown Deer Road  
Milwaukee Wisconsin 53224 USA  
Parts Phone 1-800-47-SIMON  
24 Hr (Machine) 414-362-8280  
Fax 414-355-3172

TITLE

VALVE MANIFOLD ASSEMBLY, FALCON 2548

PART NO. 01-208300

REV. A

DATED 05 OCT., 1993

SECTION 23.

PLATE NO. 52

PAGE 02


## PARTS LIST

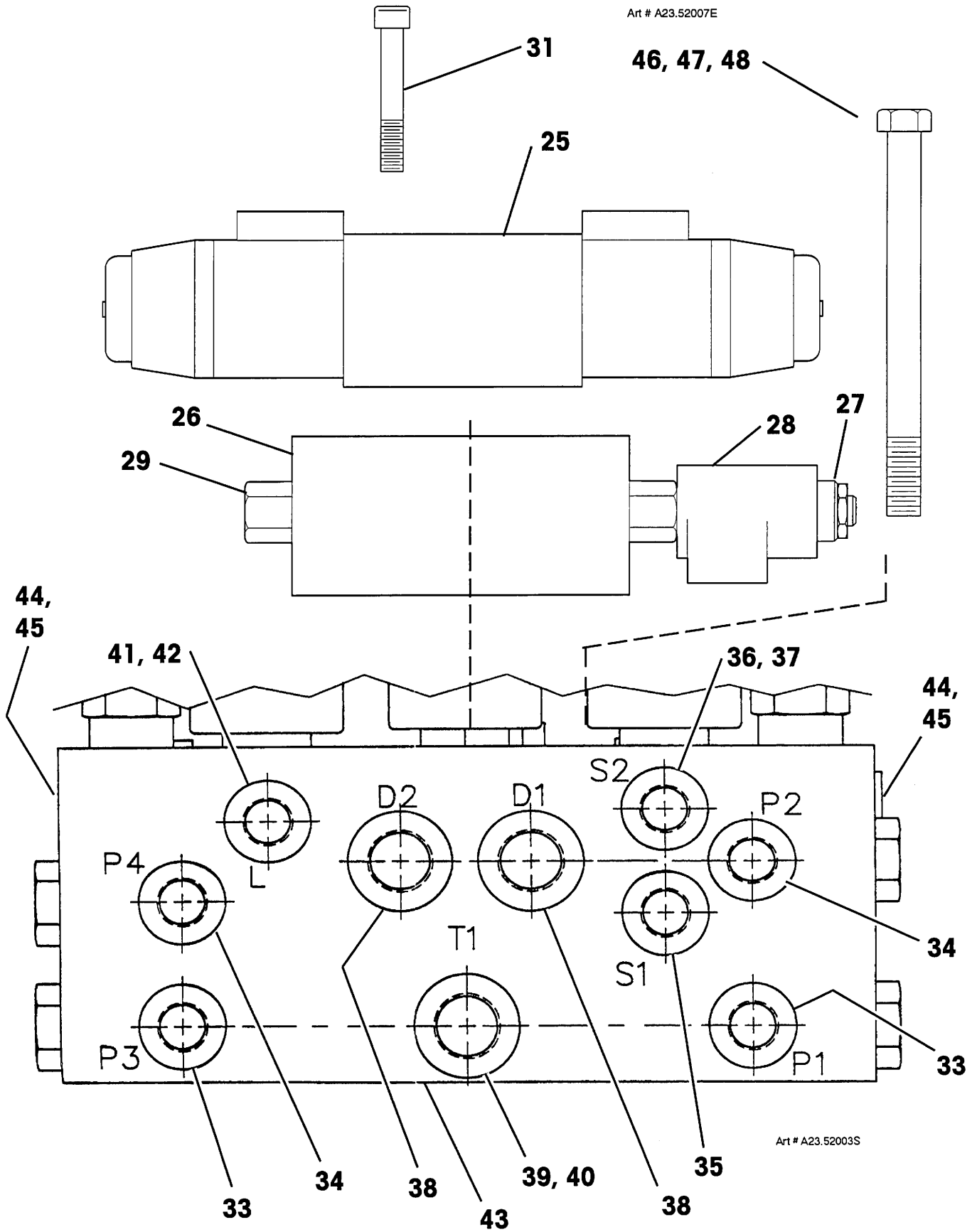
ITEM	PART NO	SEE SECTION	DESCRIPTION	QTY.
41	06-044600		<b>Fittings installed in Port "L":</b> <b>Falcon 2548 with "Link" Boom:</b> 90° ELBOW, "O"-RING TO 37° (6 C50X-S)	1
41	06-050000		<b>Falcon 2548 with "Gear" Boom:</b> BRANCH TEE, MALE "O"-RING TO 37° (6 S50X-S)	1
42	06-064000		CAP, FEMALE (6 FNTX-S)	1
43	06-095000		<b>Fittings installed in Port "T2" (on underside):</b> PLUG, HEX SOCKET "O"-RING (6 HP50N-S)	1
			<b>Fittings installed in Ports "DG" and "SG" (on sides):</b> <b>Falcon 2548 with "Gear" Boom:</b>	
44	06-039300		ADAPTER, "O"-RING TO 37° (4 F50X-S)	2
45	06-063800		CAP, FEMALE (4 FNTX-S)	2
			<b>Falcon 2548 with "Link" Boom:</b>	
44	06-039300		ADAPTER, "O"-RING TO 37° (4 F50X-S)	2
45	06-063800		CAP, FEMALE (4 FNTX-S) (when Pressure Gauge is not used)	2
46	07-003059		CAP SCREW, HEX HEAD (3/8"-16 x 5", Grade 5) <b>or</b>	2
	07-003061		CAP SCREW, HEX HEAD (3/8"-16 x 4-3/4", Grade 5)	2
47	07-050016		NUT, LOCK (3/8"-16, Grade 5)	2
48	07-062016		WASHER, FLAT (3/8")	2

TITLE

**VALVE MANIFOLD ASSEMBLY, FALCON 2548**

SECTION **23.** | PLATE NO. **52** | PAGE **03** | REV. **A** | DATED 05 OCT., 1993 | PART NO. **01-208300**

 Simon Aerials Inc.  
10600 West Brown Deer Road  
Milwaukee Wisconsin 53224 USA  
Parts Phone 1-800-47-SIMON  
24 Hr (Machine) 414-362-8280  
Fax 414-355-3172



Art # A23.52003S



Simon Aerials Inc.  
10600 West Brown Deer Road  
Milwaukee Wisconsin 53224 USA  
Parts Phone 1-800-47-SIMON  
24 Hr (Machine) 414-362-8280  
Fax 414-355-3172

TITLE

# VALVE MANIFOLD ASSEMBLY, FALCON 2548

PART NO. **01-208300**

REV. **A** DATED 05 OCT., 1993

SECTION **23.**

PLATE NO. **52**

PAGE **03**

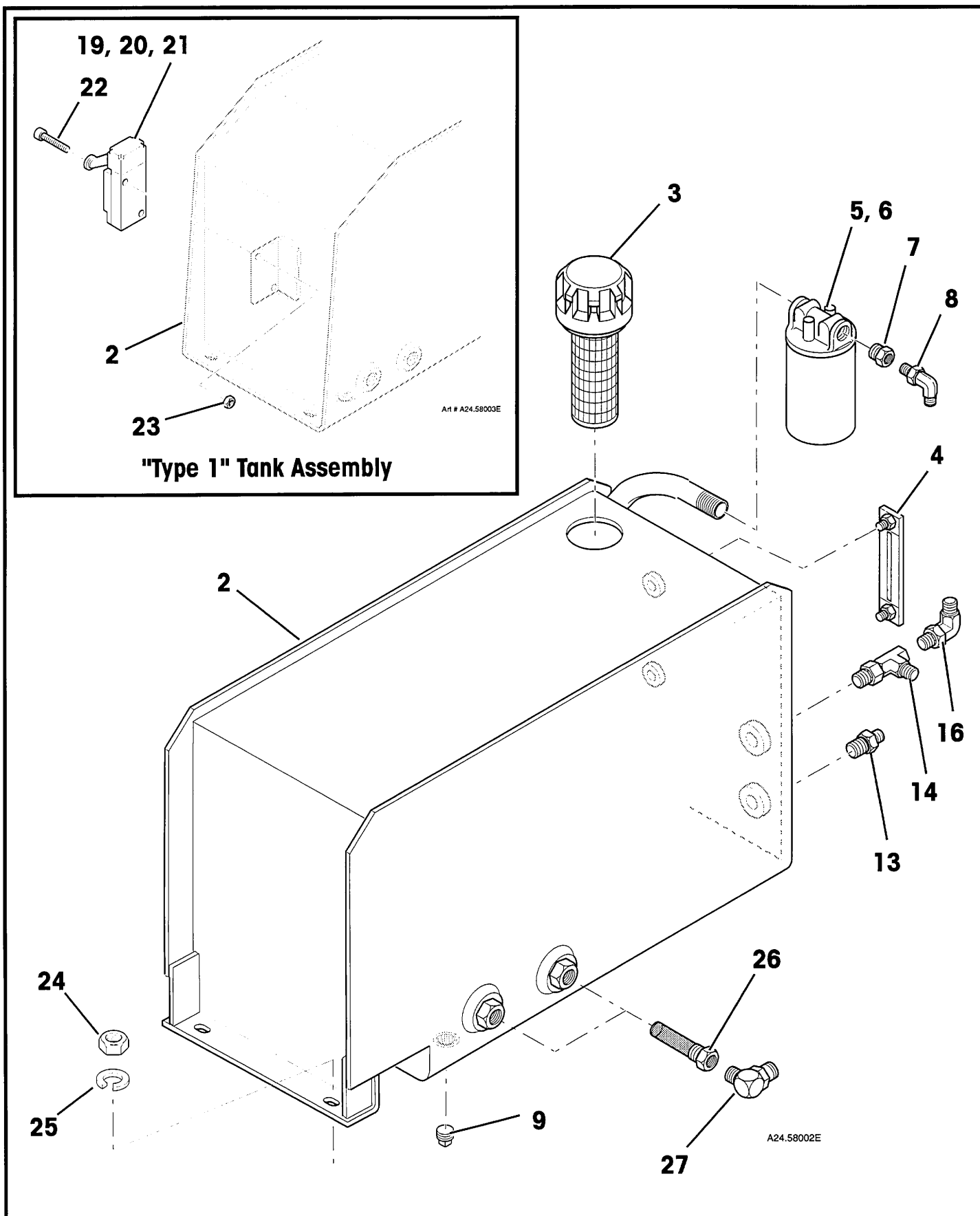
# PARTS LIST


ITEM	PART NO	SEE SECTION	DESCRIPTION	QTY.
1	353 3460 353 9730		HYDRAULIC TANK ASSEMBLY Type 1 (Limit switch is mounted to hydraulic tank) Type 2 (Limit switch is mounted to boom post)	1
2	231 0820		TANK WELDMENT, HYDRAULIC Type 1 (Limit switch on tank. Please specify "Revision A") Type 2 (No limit switch on tank)	1
3	01-097800		CAP ASSEMBLY, HYDRAULIC TANK (includes 10 micron filter, breather and strainer)	1
4	01-074100		GAUGE, FLUID LEVEL (with thermometer)	1
5	01-081500		FILTER ASSEMBLY, HYDRAULIC RETURN	1
6	01-081501		ELEMENT, FILTER (10 micron, 18 GPM [68 L/ min])	1
7	06-071200		REDUCER, PIPE THREAD (12-8 PTR-S)	1
8	06-004100		90° ELBOW, MALE 37° TO NPT (6-8 CTX-S)	1
9	11-075400		PLUG, SQUARE HEAD (1/4" NPT)	1
10			REDUCER, PIPE THREAD (Reducer bushing) (when optional suction strainer is not fitted)	2
	06-071800 11-062200		20-12 PTR-S (for "Type 1" Tank) 1-1/4" to 3/4" NPT (for "Type 2" Tank)	
11	05-220600		HOSE, HYDRAULIC (5/8" I.D.) (Bulk item, order as needed. 2.6 ft [.79 m] needed this application.)	A.R.
12	09-046100		CLAMP, WORM (1-1/2")	4
13	06-000400		<b>Quantity and location of fittings #13 through 18 will differ per application. One variation is illustrated:</b> CONNECTOR, MALE 37° TO NPT (4-4 FTX-S)	A.R.
14	06-211200		RUN TEE, MALE 37° TO NPT (4 RTX-S)	A.R.
15	06-401600		BRANCH TEE, MALE 37° TO NPT (4-4 STX-S)	A.R.
16	06-052800		45° ELBOW, SWIVEL NUT (4 V6X-S)	A.R.
17	06-070600		REDUCER, PIPE THREAD (4-2 PTR-S)	A.R.
18	06-303900		CAP, FEMALE (4 FNTX-S)	A.R.
19	03-493700		<b>For Type 1 Tank Assembly 353 3460 only:</b> SWITCH, LIMIT (Side rotary)	1
20	03-494300		ARM, LIMIT SWITCH (Fixed roller)	1
21	03-045500		GRIP, CORD (1/2")	1
22	07-008356		CAP SCREW, SOCKET HEAD (#10-24 x 1-3/4", Grade 8)	2
23	07-050011		NUT, HEX LOCK (#10-24, Grade 2)	2
24	07-050014		The following items <b>are not</b> included with the Tank Assembly: NUT, HEX STOP (1/4"-20, Grade 5)	4
25	07-062014		WASHER, FLAT (1/4")	4
26	01-211200		STRAINER, SUCTION (100 mesh, 10 GPM [37.8 L/ min]) (option)	2
27	06-211600		ELBOW, HOSE FITTING (used with optional suction strainer)	2

TITLE HYDRAULIC TANK, FALCON 2548 (WITH LINK BOOM)

SECTION 24. PLATE NO. 58 PAGE 01 REV. A DATED 22 MAY, 1996 PART NO.

Simon Aerials Inc.  
10600 West Brown Deer Road  
Milwaukee Wisconsin 53224 USA  
Parts Phone 1-800-47-SIMON  
24 Hr (Machine) 414-362-8280  
Fax 414-355-3172



 <p>Simon Aerials Inc. 10600 West Brown Deer Road Milwaukee Wisconsin 53224 USA Parts Phone 1-800-47-SIMON 24 Hr (Machine) 414-362-8280 Fax 414-355-3172</p>	<b>TITLE</b> HYDRAULIC TANK, FALCON 2548 (WITH LINK BOOM)				
	<b>PART NO.</b>	<b>REV.</b> A <b>DATED</b> 22 MAY, 1996	<b>SECTION</b> 24.	<b>PLATE NO.</b> 58	<b>PAGE</b> 01

[illegible]

## DIRECTIONAL SOLENOID VALVE ASSEMBLY, FALCON 2548

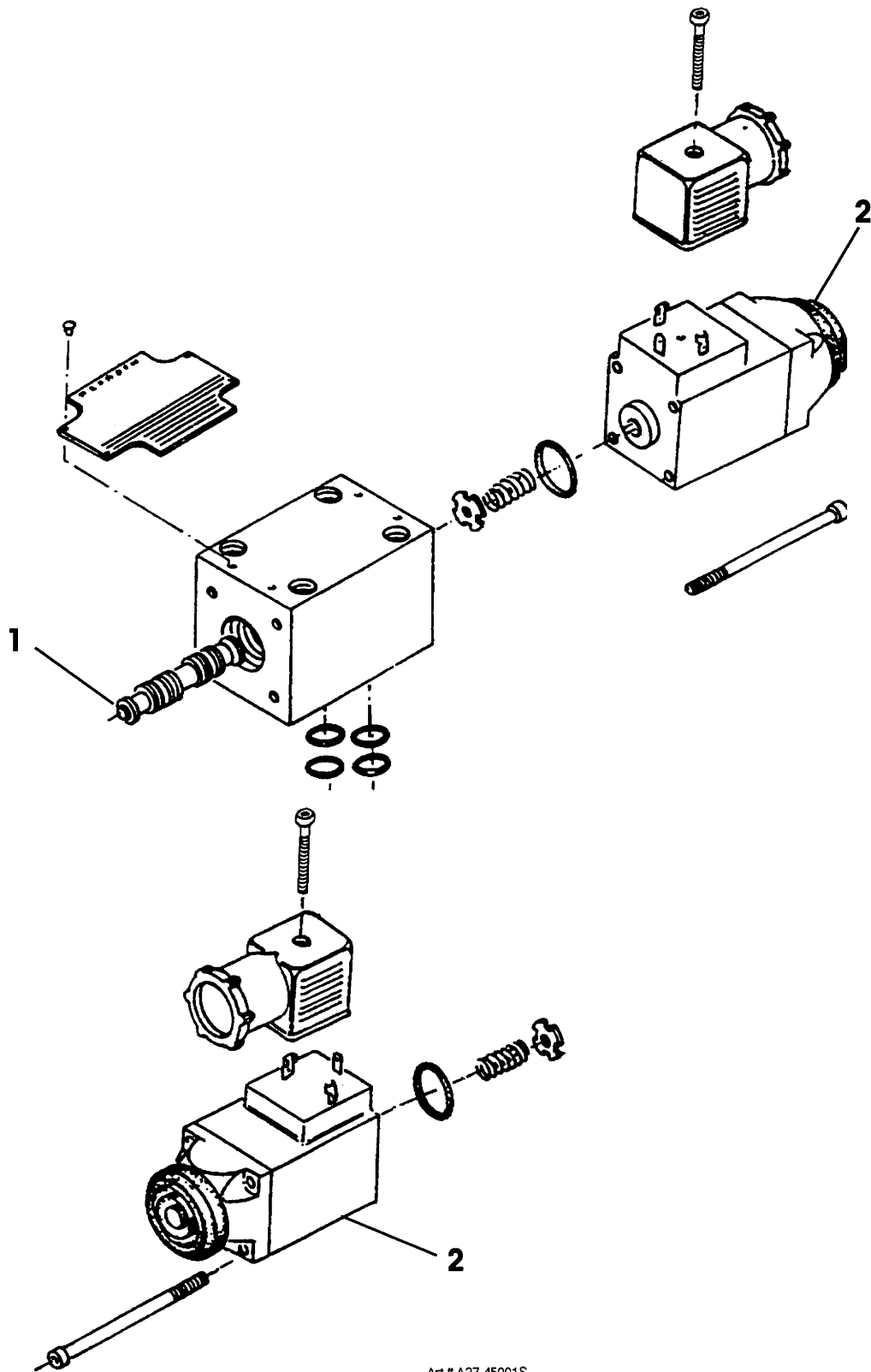
SECTION	27.	PLATE NO.	54	PAGE	01
---------	-----	-----------	----	------	----

REV. **A** | DATED  
30 MAY, 1996

**PART NO. 01-205500**







Art # A27.45001S



Simon Aerials Inc.  
10600 West Brown Deer Road  
Milwaukee Wisconsin 53224 USA  
Parts Phone 1-800-47-SIMON  
24 Hr (Machine) 414-362-8280  
Fax 414-355-3172

TITLE

DIRECTIONAL SOLENOID VALVE ASSEMBLY, FALCON 2548

PART  
NO.

01-205500

REV. A

DATED  
30 MAY, 1996

SECTION


27.

PLATE NO.

54

PAGE

01

PARTS LIST				
ITEM	PART NO	SEE SECTION	DESCRIPTION	QTY.
			DECAL KIT, FALCON 2548 (with Link boom) (Not available. Purchase decals individually)	
1	10-130600		DECAL, "DANGER" (Hazard listing at ground controls)	1
2	10-150700		DECAL, "DANGER (Electrocution . . .)"	2
3	10-130500		DECAL, "DANGER" (Hazard listing at platform controls)	1
4	10-130300		DECAL, "DANGER (Keep away. Pinch points . . .)" (when equipped with rollout deck option)	2
5	10-272600		DECAL, "CAUTION" (Safety belt lanyard . . .)"	
6	10-148900		DECAL, "Platform capacity 1000 Lbs, 450 kg" (4-1/2" [114 mm] wide)	2
7	10-143900		DECAL, "Platform capacity 1000 Lbs, 450 kg, 3 occupants" (13-1/4" [336 mm] wide)	1
8	10-142600		DECAL, "Platform extension capacity 250 Lbs, 110 kg" (when equipped with rollout deck option)	1
9	10-157600		DECAL, GROUND CONTROL BOX	1
10	10-166900		DECAL, "EMERGENCY LOWERING (The manual lowering valve is . . .)" (for standard version with <b>red emergency lowering knob</b> on valve manifold)	1
11	10-141500		DECAL, "EMERGENCY LOWERING (Open this cover . . .)" (mounted on <b>outside</b> of cover, for versions with optional <b>emergency lowering valve</b> above motors)	1
12	10-141400		DECAL, "EMERGENCY LOWERING (Use emergency . . .)" (mounted on <b>inside</b> of cover, for versions with optional <b>emergency lowering valve</b> above motors)	1
13	10-156200		DECAL, "LOWER PUMP; LOWER VALVE" (Two decals, tear-off sheet)	1
14	10-144500		DECAL, "MANUAL BRAKE RELEASE (Machine will roll . . .)" (with option)	1
15	10-167400		DECAL, "MANUAL BRAKE RELEASE (See inside . . .)"	1
16	10-156100		DECAL, "BRAKE PUMP; BRAKE VALVE; MOTOR RELEASE VALVE" (Three decals, tear-off sheet)	1
17	10-263100		DECAL, "FRONT MOTOR; REAR MOTOR . . ."	1
18	10-151300		DECAL, "HYDRAULIC FLUID ONLY"	1
TITLE			DECALS, FALCON 2548 (WITH LINK BOOM)	
SECTION	99.	PLATE NO.	61	PAGE 01
REV.	A	DATED	06 JUN., 1996	PART NO.
 Simon Aerials Inc. 10600 West Brown Deer Road Milwaukee Wisconsin 53224 USA Parts Phone 1-800-47-SIMON 24 Hr (Machine) 414-362-8280 Fax 414-355-3172				




## PARTS LIST

ITEM	PART NO	SEE SECTION	DESCRIPTION	QTY.
19	10-121700		DECAL, PLATFORM CONTROL when drive function is actuated by a <b>toggle switch</b> , and: Decal has black lettering on white background	1
	No part # 10-165000		Decal has white lettering on black background, and: area around Emergency Stop is also <b>black</b> (use 10-165000) area around Emergency Stop is <b>yellow</b>	
20	10-169200 10-156400		when drive and steer are actuated by a single <b>8 position lever</b> DECAL, PLATFORM CONTROL when drive is actuated by a <b>lever</b> having a <b>steer switch</b> on the end	
21	10-209500		DECAL, "LIFT/ LOWER" (when drive is actuated by a <b>lever</b> having a <b>steer switch</b> on the end)	1
22	10-205100		DECAL, "HIGH RANGE/ LOW RANGE" (when drive is actuated by a <b>lever</b> having a <b>steer switch</b> on the end)	1
23	10-139800		DECAL, "OPERATOR'S MANUAL ENCLOSED . . ."	1
24	10-083000		DECAL, "SIMON" NAME (Black, 4" [102 mm] high)	3
25	10-129300		DECAL, "FALCON" NAME	2
26	10-129500		DECAL, MODEL "2548"	2
27	10-131000		DECAL, SIMON "S" LOGO (Orange/ Gray, 5" [127 mm] wide x 7-1/2" [191 mm] high)	1
28	10-131900		DECAL, SIMON "S" LOGO (Orange/ Gray, 9" [221 mm] wide x 13-1/2" [344 mm] high)	1
29	10-126800		DECAL, STRIPING ([4] Orange stripes, 3-3/4" [95 mm] wide) (Bulk item, order as needed. 25 Ft [7.6 M] needed here.)	A.R.
30	10-121600		DECAL, "MADE IN U.S.A."	1

TITLE **DECALS, FALCON 2548 (WITH LINK BOOM)**

SECTION **99.** PLATE NO. **61** PAGE **02** REV. **A** DATED **06 JUN., 1996** PART NO.

 Simon Aerials Inc.  
10600 West Brown Deer Road  
Milwaukee Wisconsin 53224 USA  
Parts Phone 1-800-47-SIMON  
24 Hr (Machine) 414-362-8280  
Fax 414-355-3172

